

Etere Ecosystem

Integration the key



www.etere.com

Etere Ecosystem

(Binds all your business)

Etere
a consistent system

Newsroom

Unlimited MOS devices. Social media integration. Approval workflow. Multiformat. Integrated generative AI. Web and mobile interfaces. Integrated multi-studio playback. Integrated graphics playback. PTZ camera control.

Ad Insertion

Multi-format. Frame accurate splicing on any frame. SCTE and Cue Tone decoder. Integrated scheduling. Graphics advertising overlay. SDI or IP. SRT, RTSP, RTP, HLS, DASH.

Automation

Redundancy clone/backup, backup one to many. Automated ingest. Play while recording. IP, SDI, NDI, 4K/SD/HD. Hybrid/Traditional/CIB. Graphics and transitions management. Integrated master control.

Logging

Advanced frame accurate logging system. HTML5 player and editing. SDI, IP inputs. Integrated receiver. Fully redundant architecture. Multi-resolution encoding. Automatic and manual metadata. Audience comparison ready. HSM integration for historical archive.

OTT

HLS and Dash protocols. Multiformat encoding. Generate markers for conditional advertising. Full control from the automation interface.

VOD

Multiformat transcoding. Customizable workflows and delivery. Integrated packaging. Rich metadata with customizable data sets. Deliver video, images, and trailers. Integrated BMS for invoicing after delivery.

HSM Archive

High availability. Multi-libraries. Multi-format. Combine LTO cloud and disks. OAIS compliant. Offline tapes. Disaster recovery ready.

Airsales

Efficiently manage the business and traffic workflow of any ad campaign. Multi-day inventory view. End-to-end solution suitable for TV and Radio. Manage complex cross-media campaigns under one business case. Post transmission analytics. Auto-reservations based on contractual rules and placeholders. MAM integration for easy preview. Logging integration. Audience related prices. Salesforce and account management.

Media Asset Management

Multi-resolution and multiformat. Multi-storage, multi-protocol. Integrated workflow engine. Unlimited metadata. Multilanguage metadata. HTML editing from browser. Cost tracking and reporting. Transcoding from and to any format. Cutting, stitching, watermarking.

Radio-Live

Single playlist for audio and video. Visual radio management with presenter view. PTZ camera control. Crawls, tickers and graphics effects. Integrated video mixer with video effects. Control of audio mixers analogue and digital. Integrated music programming. Integrated advertising programming.

BMS

Strategy, planning, and execution workflows. Purchase orders and contracts. Long and short-term schedules, with automatic rights verification and business rules monitoring. Inventory and reruns. Alternative schedules for contingencies. Make last-minute playlist changes. Series and movies. MAM integration for easy preview. Logging integration. Multi-channel management. Promo management. Manage scheduling rules. Audience and revenue reports.

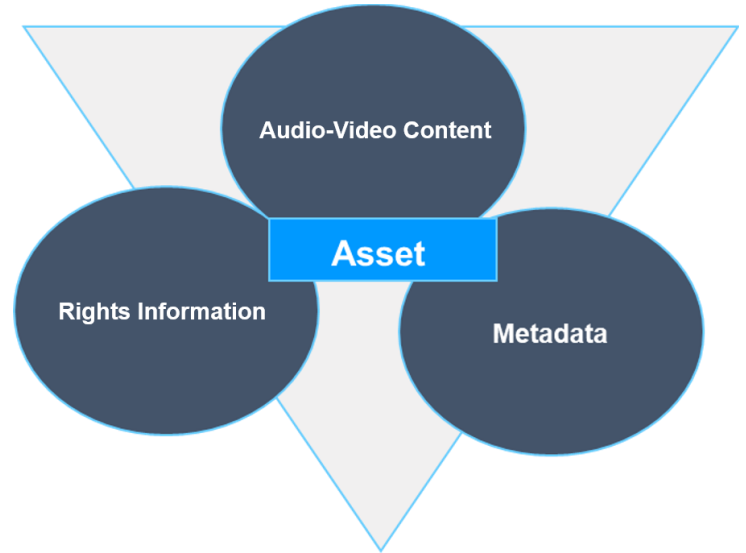
Subtitling and Closed Caption

Full generation captions. CEA 608 and 708 DVB and ARIB subtitling. AI-integration for automatic translation and speech-to-text. Multiformat import export. Integrated with MAM. Live captioning software with live edits and voice recognition. Web format includes ad web/VTT.

Etere
a consistent system

What is an Asset

- An asset is made up of 3 key elements:
 - Video/Audio/Image content
 - Descriptive Metadata
 - Rights information



Key Features

- Manage the end-to-end media lifecycle including ingest, transcoding, content retrieval, metadata association and asset distribution
- Manages Multi-Language Content
- Compliant with FFV1 Format
- Automated content processing that is able to detect new content assets
- Generation of multiformat, multipurpose files for delivery to multiple platforms

Secured Login From Any Device

- PC and web interfaces
- Access from your device of choice - Smartphones/Tablets/Laptops/PC
- Work from any location
- Collaborate remotely
- Secured access from any internet browser
- Configurable active directory integration for user rights
- Real-time updates



Supports all Core Features

- View, modify and compare daily playlists in real time
- Search, preview, edit, download and upload media files
- Redefined post-upload and download workflows
- Management of commercial orders and programming
- Resources management for users and supervisors
- Task creation and approvals with real-time tracking

Search

- Accurate and fast content retrieval with full-text search
- Extended: Artist, genre, parental rate, expiry date, country of production, agency
- Quality control: Date, operator, workflow
- Media: Main, backup, archive, proxy file
- Standard: ID, description, program type
- Notes: Storyline, EPG, commercial note
- Station: Searches can run for all or only specific stations

Metadata

Upload/link

Media data

Annotations

T-Workflow

Relationship

Operations

Virtual documents

Stations

Task

Stories

Physical end

Physical start

SOM

Scheduled Duration

EOM

Physical duration

Duration

Home page

Agenda

Schedule

Media Library

Collection

Shopping Cart

System

Memory

Air Sales

Tapeless

BMS

Reprints

Manage

Scheduled Ingest

Ingest list

User messages

Dashboard

Asset

Action

ID

8836

Type

TV

Code

8836

Title

ZOOLANDER

Episode

1

Version

1

Metadata

Upload / link

Media data

Annotations

T-Workflow

Relationship

Operations

Virtual documents

Stations

Task

Stories

H264 - LOWRES

Physical Start

00:00:00:00

Physical End

00:42:48:11

Physical duration

00:42:48:12

SOM

00:00:00:00

EOM

00:42:48:11

Duration

00:30:04:47

Sched. Duration

00:42:48:12

He joins the game

00:32:14:08

01:25:36:12

AUDIO

SUBS

GO

1

2

3

4

5

6

7

8

9

Edit Options

Edit n.8

1

2

3

4

5

6

7

8

9

Edit

Delete

SOM

00:00:08:14

EOM

00:00:11:14

DUR

00:00:03:01

Type

Edit

Delete

SOM

00:00:12:29

EOM

00:10:11:00

DUR

00:15:58:22

Type

Edit

Delete

SOM

00:00:16:38

EOM

00:00:20:38

DUR

00:00:04:01

Type

Edit

Delete

SOM

00:00:20:15

EOM

00:22:14:06

DUR

00:21:53:41

Type

Edit

Delete

SOM

00:00:50:04

EOM

00:01:05:04

DUR

00:00:15:01

Type

Edit

Delete

SOM

00:01:20:43

EOM

00:01:30:43

DUR

00:00:10:01

Type

Edit

Delete

SOM

00:02:21:10

EOM

00:02:29:10

DUR

00:00:08:01

Type

Edit

Delete

SOM

00:06:55:33

EOM

00:07:22:33

DUR

00:00:27:01

Type

Edit

Delete

SOM

00:10:22:34

EOM

00:22:28:24

DUR

00:06:06:01

Type

Edit

Delete

SOM

01:15:24:46

EOM

01:30:24:46

DUR

00:15:00:01

Type

Edit

Delete

SOM

01:11:24:49

EOM

01:13:26:09

DUR

00:02:01:11

Type

Edit

Delete

SOM

00:01:25:34

EOM

00:01:25:34

DUR

00:00:00:01

Type

Edit

Delete

SOM

00:01:26:46

EOM

00:01:26:46

DUR

00:00:00:01

Type

Edit

Delete

SOM

00:01:27:15

EOM

00:01:27:15

DUR

00:00:00:01

Type

Preview

Audio Tracks

Multilanguage Subtitles

Segments

Cue sheets

Etere

a consistent system

Etere
A consistent system

Asset

Action 8841 TV Peaky BlindersS03-0004 Peaky BlindersS03N04 Episode 4 Version 1

Metadata Upload / link Media data Annotations T-Workflow Relationship Operations Virtual documents Stations Task Stories

Reload Form Values Save

Asset status Valid

Audio peak frame 43

Audio peak level 54

Audio wave clipping count 4

CMS execution date 07/07/2020 00:00:00

CMS source codec 9620

Loudness 50

Original source Ingest

No item selected

Ingest

File transfer

Tapeless reception

Asset form

UDP transfer

Transcoding

External archive system

NLE transfer

Conforming

Activesync

Import

HSM recatalogue

Memory

Unknown

CUSTOM TEST

SIAE

SIAE CINEMA

Card Number-OTH

ETERE_CMS

Asset status

Audio peak frame

Audio peak level

Audio wave clipping count

CMS execution date


CMS source codec

Loudness

Original source

Asset descriptive image

Multiple Metadata Schemas



MI_GENERAL


- MI_VIDEO
- MI_AUDIO_T1
- MI_AUDIO_T2
- MI_AUDIO_T3
- MI_AUDIO_T4
- MI_AUDIO_T5
- MI_AUDIO_T6
- MI_AUDIO_T7
- MI_AUDIO_T8

Reload Form Values Save

Audio count	2
Audio format list	PCM / PCM
Codec string	MXF
Comment	
Duration	2829440
Encoded by	Jake
File size	71303168
Format	MXF
Format version	1.2
Overall bit rate	201604
Stream size	-5
Title	
Video count	1
Video format list	MPEG Video

- Audio Count
- Audio format list
- Codec string
- Comment
- Duration
- Encoded by
- File size
- Format
- Format version
- Overall bit rate
- Stream size
- Title
- Video count
- Video format list

Flexi-metadata



MI_GENERAL

MI_VIDEO

MI_AUDIO_T1

MI_AUDIO_T2

MI_AUDIO_T3

MI_AUDIO_T4

MI_AUDIO_T5

MI_AUDIO_T6

MI_AUDIO_T7

MI_AUDIO_T8

Reload Form Values

Save

Bit rate (Track 03)	1	Bit rate
Bit rate mode (Track 03)		Bit rate mode
BitDepth (Track 03)	16	Bit depth
Channel positions (Track 03)		Channel positions
Channel positions string2 (Track 03)		
Channels (Track 03)	3	Channels
Duration (Track 03)		Duration
Format (Track 03)		Format
Frame count (Track 03)		Frame count
Sampling rate (Track 03)		Sampling rate
Stream size (Track 03)		Stream size
Title (Track 03)	Theme Track	Title

MAM Image Management

The screenshot displays the Etere MAM (Media Asset Management) interface. The top navigation bar includes the Etere logo, a user profile for 'tantalooco giacomo', and a grid icon. The main header shows 'Asset' with filters for ID (1935), Type (IMG), Code (1935), Title (NEPTUNE PROBE IMAGES GALLERY), Part, Season (0), EPISODE 1, and VERSION 1. A secondary navigation bar lists various functions: METADATA, CL, UPLOAD / LINK, IMPORT IMAGES, MEDIA DATA, SHOW IMAGES, ANNOTATIONS, T-WORKFLOW, EPG, RELATIONSHIP, OPERATIONS, RIGHTS MANAGEMENT, VIRTUAL DOCUMENTS, STATIONS, TASK, and STORIES. The left sidebar contains a menu with categories like Home Page, Air Sales, Automation, BMS, Dashboard, HSM, MAM, Memory, Money, Radio, Reports, Resources Management, System, and Tapeless. The main content area shows a gallery of four images, each with a thumbnail, a name (e.g., 'Name: 1935.jpg'), and a download icon. The text 'Total images: 4' is displayed above the gallery. Three blue callout boxes on the left point to specific elements: 'Total Images' points to the 'Total images: 4' text, 'Image Name' points to the 'Name: 1935.jpg' text, and 'Download' points to the download icon.

Total Images

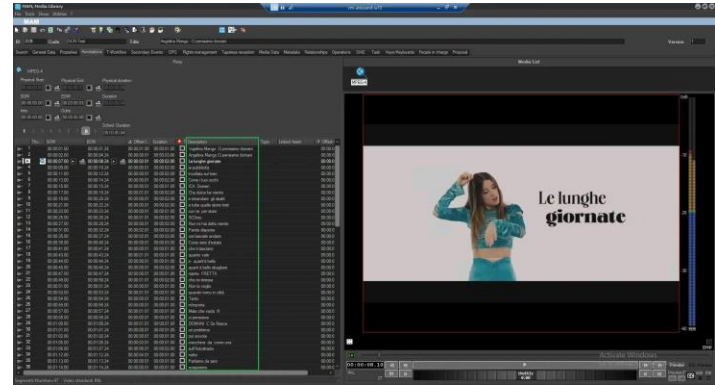
Image Name

Download

Optical Character Recognition (OCR)

Optical Character Recognition (OCR) technology recognizes text within a digital image. It is commonly used to identify text in scanned documents and photos.

- Provides the software tools to enhance content management and optimization
- Streamline your media library to enable easy search and retrieval of assets
- User-friendly interface
- Rich metadata enhancement
- Increases operational efficiencies



Face Recognition

- AI-driven technology uses facial recognition to analyse individual scenes in the media library
- Better control over a very large media library
- Easy to search for and repurpose media files
- Delivers automatic metadata indexing and personalised content recommendations
- Automate tasks, gain insights and improve operational efficiency and media quality

Face Recognition

The screenshot shows the Etere software interface. On the left is a sidebar with navigation options: Home Page, Air Sales, Automation, BMS, Dashboard, HSM, MAM, Memory, Money, Reports, Resources Management, System, and Tapeless. The main window is titled 'Segment search' and contains a search form with the following fields:


- Type an artist name (text input)
- select facial expression (dropdown menu)
- Age from (text input)
- Age to (text input)
- Description (text input)
- Search button




Below the search form is a table with the following columns: SOM, EOM, duration, Type, Description, and Artist. The table contains five rows of data, each with a small thumbnail image of a person's face in the first column.

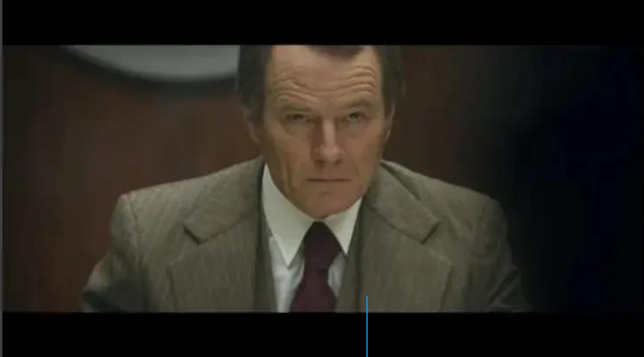
	SOM	EOM	duration	Type	Description	Artist
	00:00:41.00	00:00:42.00	00:00:01.01		Bryan Cranston [Face recognition]	BC001
	00:00:42.00	00:00:46.00	00:00:04.01		Ben Affleck [Face recognition]	BA001
	00:00:58.00	00:01:00.00	00:00:02.01		Ben Affleck [Face recognition]	BA001
	00:01:16.00	00:01:17.00	00:00:01.01		Alan Arkin [Face recognition]	

Face Recognition

Type an artist name

 cranston Search

	SOM	EOM	duration	Type	Description	Artist
 BC001	00:00:41.00	00:00:42.00	00:00:01.01		Bryan Cranston [Face recognition]	BC001
	00:01:22.00					BC001
	00:02:01.00					BC001



00:00:41:10 00:02:19:01 AUDIO SUBS

Preview

Metadata Indexing

SOM

Duration



Fast Metadata Editing

Etere webman

*Fast Metadata - Asset

Asset ID: 15090 Code: adobe tv Title: adobe tv



Flexi-metadata

Provenance & Rights
Production

Cancel Save

Event ID: 2323
Event Date: 18/12/2023 00:13:00
Event Name: News Afternoon
Event Venue: Passages
Event Type: No item selected

People

Person and Role	
	Bryan Cogman Executive Producer
	Christian Bale Anchorman

Keywords

Keyboard	Language Description 1	Language Description 2	Language Description 3
Content	News	اخبار	Новости

Control

00:00:05:13 / 00:01:12:06
LIVE 1x
25 fps

Preview

Activate Windows
Go to Settings to activate Windows.

Media Data

The screenshot displays the Etere Media Data interface. On the left is a sidebar with navigation options: Home page, Agenda, Schedule, Media Library, Collection, Shopping Cart, System, Monitoring, Air Sales, Topless, SMS, Reports, Manage, Scheduled Ingest, Ingest list, User messages, and Dashboard. The main area is titled 'Asset' and shows details for asset '8836' (TV, Episode 1, Version 1). The 'Metadata' tab is active, displaying fields for Name, Codec Code, Cloud Device Code, SOM / Duration, Physical Path Name, Physical File Name, Original Path Name, Original File Name, Size, Modification Time, MD5 Checksum, and Deadlines. The 'Files' section shows a list of files with a 'Save' button. The 'Physical Path Name' is 'C:\demo_archival\8836', and the 'Physical File Name' is '8836.smv'. The 'Original Path Name' is 'ZOO LANDER.smv', and the 'Original File Name' is 'ZOO LANDER.smv'. The 'Size' is 852,40 MB, and the 'Modification Time' is 27/05/2020 10:26:50. The 'MD5 Checksum' is shown with a green checkmark, and the 'Deadlines' field is empty.

Field	Value
Name	8836
Codec code	MOV MPEG2 BP 422 50 Mb HD - (T001)
Cloud device code	ARCHIVE
SOM / Duration	00:59:59.00 / 01:25:36.13
Physical path name	C:\demo_archival\8836
Physical file name	8836.smv
Original path name	ZOO LANDER.smv
Original file name	ZOO LANDER.smv
Size	852,40 MB
Modification time	27/05/2020 10:26:50
MD5 Checksum	[Green Checkmark]
Deadlines	

Relationships

The screenshot displays the Etere Asset management interface. On the left, a hierarchical tree structure shows the following items:

- mediainfo (8821)
 - 1:CLEAN (J011002NB)
 - Versions
 - mediainfo (8821_2)
 - Remote asset

Annotations for this structure:

- Promo** points to the 'mediainfo (8821)' item.
- Version** points to the 'mediainfo (8821_2)' item.
- Assets can be managed under a hierarchical structure** points to the entire tree structure.

On the right, the 'Asset data Self' table displays the following details:

Field	Value
ID	8821
Code	8821
Title	mediainfo
Type	FILM
Episode	1
Duration	00:00:13.04
Sched. Duration	00:00:30.00

Annotations for the table:

- ID** points to the ID field.
- Code** points to the Code field.
- Title** points to the Title field.
- Type** points to the Type field.
- Episode** points to the Episode field.
- Duration** points to the Duration field.
- Scheduled duration** points to the Sched. Duration field.

- Create a single project
- A project contains various items
- Each item can have different versions

Create Multiple Segments

The main interface shows a video player at the bottom with a mountain scene. Above it is a segment list for 'EDL n.1' with two segments. The top bar contains metadata fields: ID (8836), Type (TV), Code (8836), Title (ZOOBLANDER), Episode (1), and Version (1). A navigation bar includes tabs for Metadata, Upload / link, Media data, Annotations, T-Workflow, Relationship, Operations, Virtual documents, Stations, Task, and Stories.

Physical Start	Physical End	Physical duration
00:00:00.00	01:25:36.11	01:25:36.12

SOM	EOM	Duration
00:00:00.00	01:25:36.11	00:40:00.22

Sched. Duration
01:25:36.12

Edt Options	EDL n.1
Edit	segment 1
Delete	SOM 00:19:51.05 EOM 00:37:20.09 DUR 00:17:29.05 Type FILM
Edit	segment 2
Delete	SOM 00:37:20.09 EOM 01:00:01.00 DUR 00:22:40.17 Type COMMERCIALS

Edt Options -

Any segment for the EDL selected

Insert new segment

Edt Options -

1 2 3 4 5 6 7 8 9

Save

Cancel

SOM EOM DUR Type

Edt Options - EDL n.1

1 2 3 4 5 6 7 8 9

Edit The fun begins

Delete SOM 00:19:51.05 EOM 00:37:20.09 DUR 00:17:29.05 Type FILM

Edit How it started

Delete SOM 00:37:20.09 EOM 01:00:01.00 DUR 00:22:40.17 Type COMMERCIALS

STD,FIL,TAT,TMT,PKG,MKG,DAC

New Series

Home Page

Air Sales

Automation

SMS

Dashboard

HSM

MAM

collection

media library

advanced search

favorites

new asset

new series

search

scheduled ingest

shopping cart

tapelens

Memory

Reports

Resources Management

System

New series

Series Title

Title

Season

1

Type

B/D - BILLBOARD

Production Country

003 - Afghanistan

Production Date

Episode number in the title

☒

Sched. Duration

00:00:00.01

From Episode Num

1

To Episode Num

1

Prefix for asset code

Prefix

Title asset

Title asset

Create

Series Title

Season

Type

Production Country

Production Date

Episode number in title

Scheduled Duration

From episode number

To episode number

Premix for asset code

Title asset

Users connected : 3 | Eterweb - Etere pte ltd

Series with Episodes

Thumbnail

Aspect

Code

Title





Type

Versions

Result search

Assets

Action

	thumbnail	aspect	code	title	type	versions
<input type="checkbox"/>			Peaky BlindersS03-0004	Peaky BlindersS03N04	TV	4
<input type="checkbox"/>			Peaky BlindersS03-0003	Peaky BlindersS03N03	TV	4
<input type="checkbox"/>			Peaky BlindersS03-0002	Peaky BlindersS03N02	TV	4
<input type="checkbox"/>			Peaky BlindersS03-0001	Peaky Blinders_S03	TV	4

Select all results

Save search with name

Saved searches

Export to excel

Export to XML

Launch T-Workflow

Add asset to series

Add to collection

Select all results

Save search with name...

Saved searches

Export to Excel

Export to XML

Launch T-Workflow

Add asset to series

Add to collection

Control Multiple Files in Multiple Places

- Upload by FTP
- Link files
- Images
- Archive
- Low-res
- Add files

The screenshot displays the Etere Asset Management Interface. The left sidebar contains a navigation menu with the following items: Home page, Agenda, Schedule, Media Library, Calendar, Shopping Cart, System, Memory, Air Sales, Tapeless, BMS, Reports, Manage, Scheduled-ingest, Ingest list, User messages, and Dashboard. The main content area is titled 'Asset' and shows a file upload interface. The 'Upload / Link' tab is selected, and the 'Upload by FTP' option is chosen. A dropdown menu for 'Select device' is open, showing the following options: LOWRES [2] WEB LOWRES, ARCHIVE [11] ARCHIVE, IMAGES [3] IMAGES UPLOAD, and LOWRES [1] WEB LOWRES. The 'LOWRES [1] WEB LOWRES' option is highlighted. The right side of the interface shows a table with the following columns: Filename, Status, and Size. The table contains one row with the filename 'R2R_FireAccidentSystem_transparent_color.png', a status of '0%', and a size of '27 kb'. Below the table is an 'Add Files' button and a 'Link file' button.

Etere
A consistent system

Asset

Action: 8836 TV 8836 ZOO LANDER Episode 1 Version 1

Metadata Upload / Link Media data Annotations T-Workflow Relationship Operations Virtual documents Stations Task Stories

Upload by FTP
Link File

Select device

LOWRES [2] WEB LOWRES
ARCHIVE [11] ARCHIVE
IMAGES [3] IMAGES UPLOAD
LOWRES [1] WEB LOWRES

Filename Status Size

R2R_FireAccidentSystem_transparent_color.png 0% 27 kb

Add Files

Link file

Etereweb - Etere plc Ltd

Operations log

Operations

Etere
A consistent system

Asset

Action: 8572 FULLKITCHEN DEMO 3: COMMERCIAL Episode 1 Version 1

Metadata Upload / link Media data Annotations T-Workflow Relationship **Operations** Virtual documents Stations Task Stories

Operations 1 to 10 of 44 30 +

date	status	operation	tape	part	media	field	machine	operator	source	destination	process	user	notes
04/06/2020	●	Generic ope...	0		RM	WEB CLIENT	luc@italy.e...				[Workflow] NEWS STORY APPROVAL [Action] WS Journalist create Story (4113) [Result] Story Created [Password] No	E	
17/06/2020	●	Generic ope...	0		RM	SGDEM07	luc@italy.e...				[Workflow] NEWS STORY APPROVAL [Action] WS Redactor Approval (838) [Result] Approved (1247) [Password] No	E	
18/04/2019	●	Create	0			SGDEM07	sis			ActiveSync		E	Created asset
18/04/2019	●	Edit	0			SGDEM07	sis			ActiveSync		E	Updated DU...
18/04/2019	●	Rec	0			SGDEM07	sis			ActiveSync		E	Inserted Lin...
09/06/2019	●	Rec	0			SGDEM07	sis			ActiveSync		E	Inserted Lin...
17/05/2020	●	Edit	0			HPELTTDES...	alexandro...			ASSET MANAGER		E	Updated ass...
17/05/2020	●	Edit	0			HPELTTDES...	alexandro...			ASSET MANAGER		E	Updated edi...
27/05/2020	●	Edit	0			SGDEM07	sis@italy.e...			ASSET MANAGER		E	Updated ass...
27/05/2020	●	Edit	0			SGDEM07	sis@italy.e...			ASSET MANAGER		E	Updated ass...
09/06/2019	●	Edit	0			SGDEM07	sis			ASSET MANAGER		E	Delete meta...
09/06/2019	●	Edit	0			SGDEM07	sis			ASSET MANAGER		E	Updated ass...
09/06/2019	●	Edit	0			SGDEM07	sis			ASSET MANAGER		E	Updated ass...
09/06/2019	●	Edit	0			SGDEM07	sis			ASSET MANAGER		E	Updated ass...
09/06/2019	●	Edit	0			SGDEM07	sis			ASSET MANAGER		E	Updated ass...
09/06/2019	●	Edit	0			SGDEM07	sis			ASSET MANAGER		E	Updated ass...
09/06/2019	●	Edit	0			SGDEM07	sis			ASSET MANAGER		E	Updated ass...
09/06/2019	●	Edit	0			SGDEM07	sis			ASSET MANAGER		E	Updated ass...
04/10/2019	●	Edit	0			SGDEM07	sis			ASSET MANAGER		E	Updated ass...
04/10/2019	●	Edit	0			SGDEM07	sis			ASSET MANAGER		E	Updated ass...

Document Management

Interface elements and their corresponding labels:

- Add** (Action menu)
- Edit** (Action menu)
- Delete** (Action menu)
- Download** (Action menu)
- Select all** (Action menu)
- Deselect all** (Action menu)
- Preview** (Action menu)
- Icon** (Table header)
- Date** (Table header)
- Description** (Table header)
- ext** (Table header)
- User** (Table header)

Table data:

icon	date	description	ext	user
<input type="checkbox"/>	07/05/2020 07:49:00	MedialInfo on 8836	.txt	sis@italy.etera.com
<input type="checkbox"/>	07/05/2020 07:40:00	MedialInfo on 8836	.txt	sis@italy.etera.com
<input type="checkbox"/>	07/05/2020 05:57:00	MedialInfo on 8836	.txt	sis@italy.etera.com
<input type="checkbox"/>	03/05/2020 02:40:00	MedialInfo on 8836	.txt	sis@italy.etera.com

preview

Cue sheet

Devices space per user

Devices used space

Document list

File status

Loudness

Media data

Media library logs

Missing materials

Promo Log sheet

Relationships

Resource manager logs report

Standard

Station ID log sheet

Storage days

Themes log sheet

Add to favourites

Reports

The screenshot displays the Etere Reports interface. On the left is a sidebar menu with a tree structure. The 'Reports' section is expanded, showing a list of report categories and their sub-items. The 'Media library logs' report is selected, and its details are shown in the main content area on the right. The main content area has a dark background and includes a 'Media library logs' header, a search bar, and a list of assets. The 'Asset' list shows 'DEMO Closed Captions' with a dropdown menu. Below the list are 'Preview' and 'Download' buttons. A blue line points from the 'Add to favourites' button in the top left to the 'Media library logs' report in the sidebar. Another blue line points from the 'Download' button in the main content area to the 'Download' button in the top right.

Reports

- Air Sales
 - Asset
 - Cue sheet
 - Devices space per user
 - Devices used space
 - Documents list
 - File status
 - Loudness
 - Media Data
 - Media library logs
 - Missing Materials
 - Promo Log Sheet
 - Relationships
 - Resources manager logs report
 - Standard
 - Station ID Log Sheet
 - Storage days
 - Themes Log Sheet
 - Video tapes
- Automation Schedule
 - Transmission report by category
 - Asset
- BMS
 - VOD Revenue
- Memory
 - Continuity report
 - Memory Contents Files
 - Memory Contents Files as playlist
 - Memory Contents Summary
- System
 - Etere Rights
 - Logs of access
 - Service access count
 - Service access logs

Media library logs

Media library logs

Asset

DEMO Closed Captions

Preview Download

Preview Download

People Manager










Etere
A consistent system

Home Page
Air Sales
Automation
BMS
Dashboard
MAM
Memory
Reports
Resources Management
System

artists
reports
i-workflow monitor
user preferences

Full text search

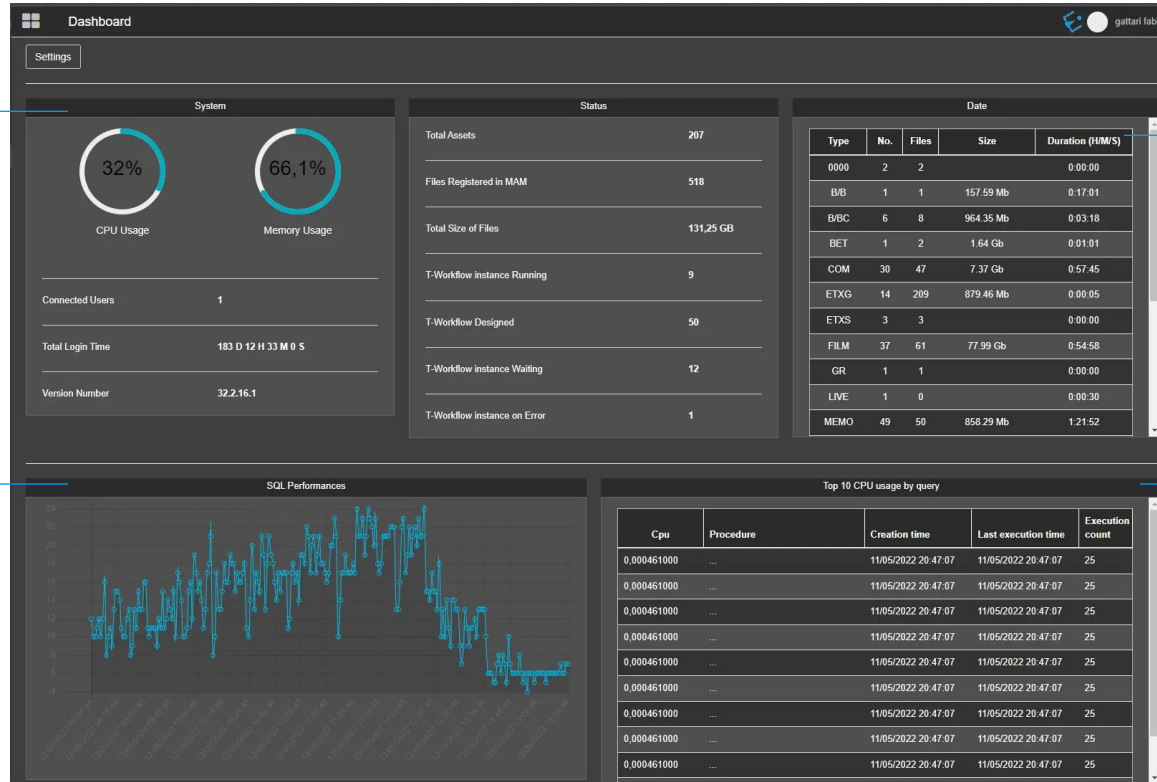
Bryan

Action	Artist ID	Image	Name	Surname	Roles ID	Stage Name
<input type="checkbox"/>	3		Arnick	Walkman	Executive Producer	Arnick Walkman
<input type="checkbox"/>	4		Bryan	Cooman	Executive Producer	Bryan Cooman
<input type="checkbox"/>	1		Christian	Bale	Lead Actor	Christian Bale
<input type="checkbox"/>	5		David	Benioff	Director	David Benioff
<input type="checkbox"/>	6		Erynn	Klean	Music	Erynn Klean
<input type="checkbox"/>	7		Joe	Bayer	Photography	Joe Bayer
<input type="checkbox"/>	13		Margarita	Yermolayeva	Executive Producer	Margarita Yermolayeva
<input type="checkbox"/>	2		Marlon	Brando	Lead Actor	Marlon Brando
<input type="checkbox"/>	9		Nick	Cave	Music	Nick Cave
<input type="checkbox"/>	8		Oliver	Butler	Director	Oliver Butler

Artist Manager 1 to 10 of 13

Action 10

Dashboard



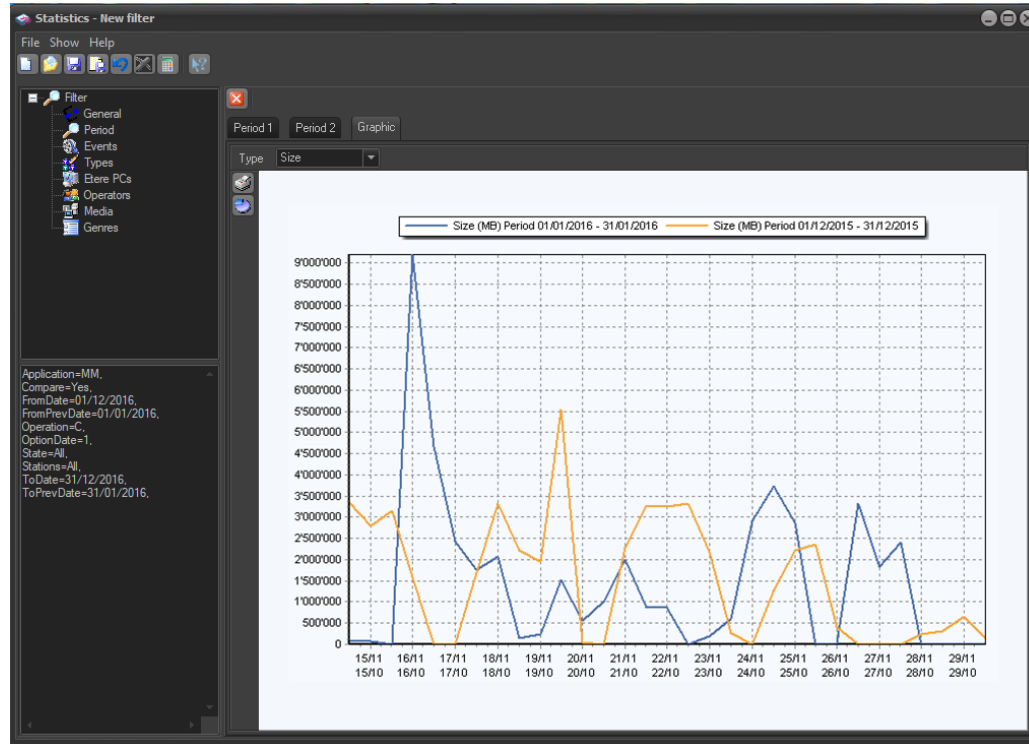
System

Assets Details

SQL Performances

Top 10 CPU Usage by Query

From Log to Statistics



Search



Search

- Accurate and fast content retrieval with full-text search
- Extended: Artist, genre, parental rate, expiry date, country of production, agency
- Quality control: Date, operator, workflow
- Media: Main, backup, archive, proxy file
- Standard: ID, description, program type
- Notes: Storyline, EPG, commercial note
- Station: Searches can run for all or only specific stations

Full Text Search

Thumbnail Aspect Code Title Type Versions

Etere
A consistent system

- Home page
- Agenda
- Schedule
- Media Library
- Collection
- Shopping Cart
- System
- Memory
- Air Sales
- Tapeless
- BMS
- Nunzio
- Reports
- Manage
- Scheduled Ingest
- Ingest list
- User messages





Full text search

peaky

Search

Assets

Action

	thumbnail	aspect	code	title	type	versions
<input type="checkbox"/>			Peakay BlindersS03-0004	Peakay BlindersS03ND4	TV	1
<input type="checkbox"/>			Peakay BlindersS03-0003	Peakay BlindersS03ND3	TV	1
<input type="checkbox"/>			Peakay BlindersS03-0002	Peakay BlindersS03ND2	TV	1
<input type="checkbox"/>			Peakay BlindersS03-0001	Peakay Blinders S03	TV	1

Advanced Search

- Code
- Title
- Types
- Version
- Duration
- ID

Advanced search

General

Code: 8838

Title: Peak

Types: EXE GRAPHICS

Version: 2

Duration: 26:55:52.53 12:42:69.33





ID: 8632

Search

Save/Export Favourites

Assets

Action ▾ LAST_EDIT_ASSETS ▾ Last edited assets

	Thumbnail	Aspect	Code	Title	Type	Versions	Action ▾
			8843	EastFurious 8 AUDIO	FILM	1	
			8836	ZOOLANDER	TV	1	
			8835	Bubble Guppies SCH Audio	TV	1	
			8824	Apocalypse Now	FILM	1	

- Select all results
- Save search with name...
- Saved searches
- Export to Excel
- Export to XML
- Launch T-Workflow
- Add asset to series
- Add to collection

T-Workflow

You can design Etere as you wish



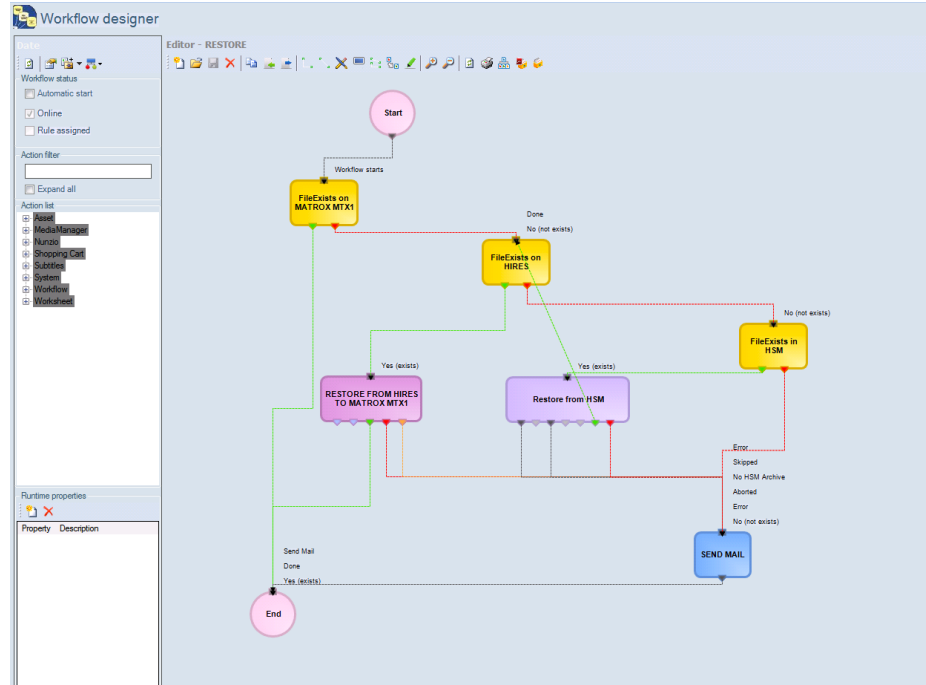
The Etere Workflow

- Etere approach is unique
- It combines the IT based workflow technologies with the management of video content
- Etere workflow can be fully customised
- It uses all the Etere technologies for redundancy and load balancing
- Easy to use, easy to control

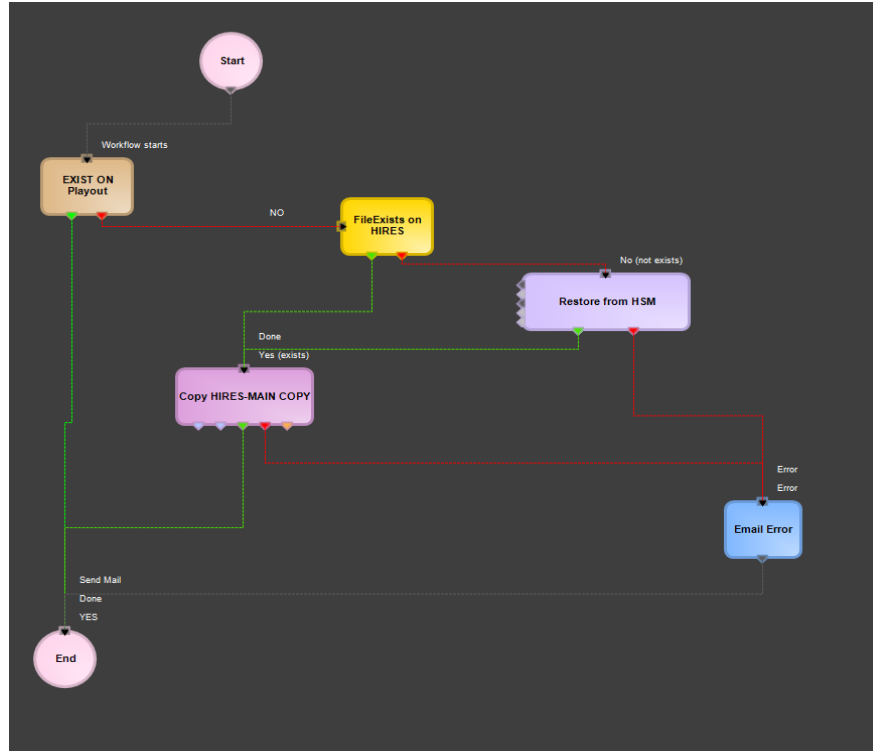
Easy to Use and Check

- A powerful tool such as T-Workflow must be easy to use and easy to check
- If you wish to know all assets running a workflow and /or their status?
- Simply perform a search in extended search tool
- Any combination is available as well as a graphic preview of the workflow itself
- Who is in charge of content check can list all the assets he needs to control from the standard asset form search

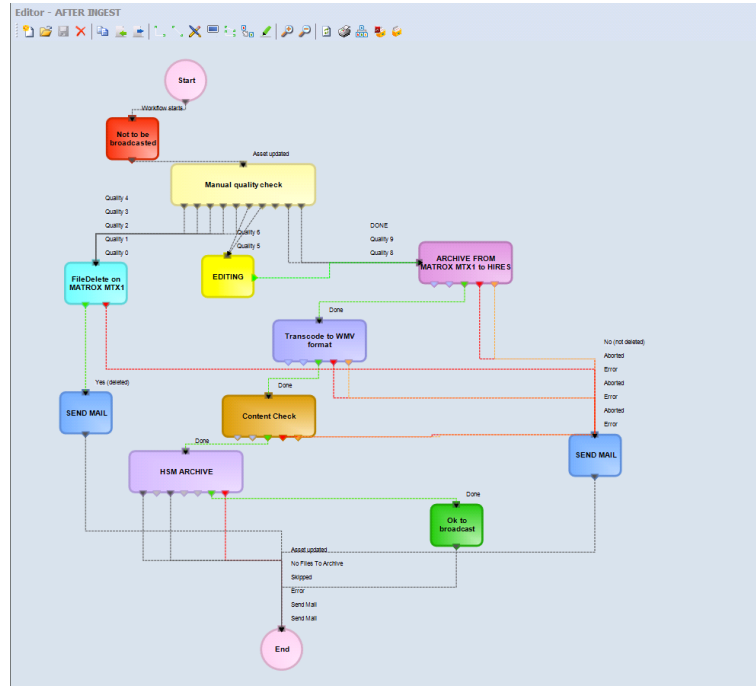
Example Restore to Air



Restore / Playout Workflow

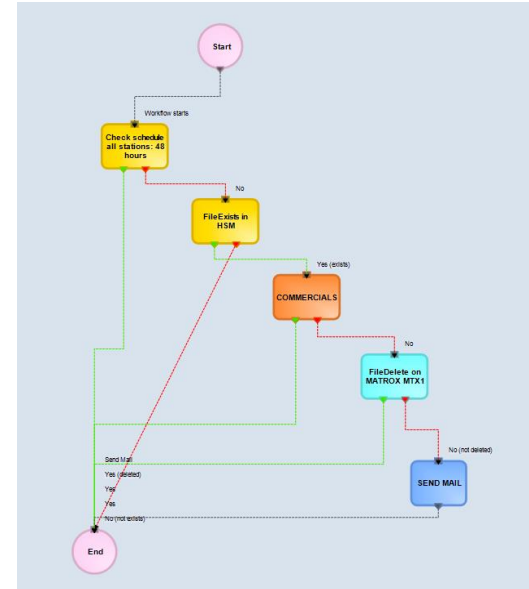


TV Workflow



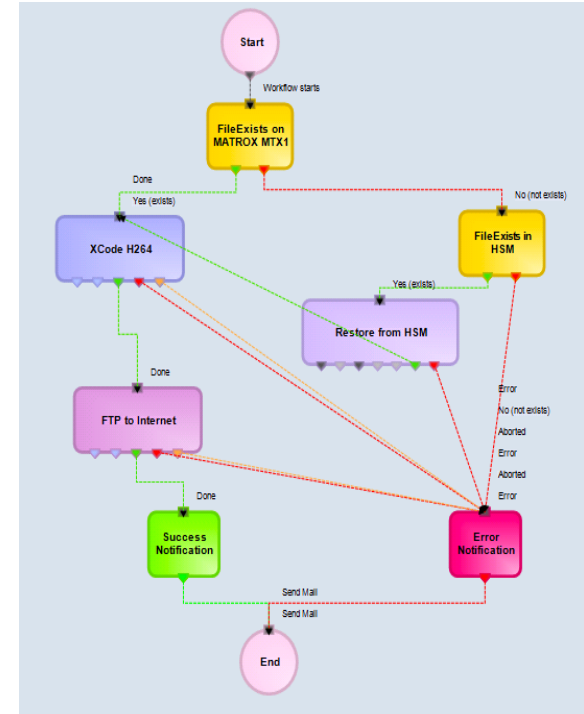
Free on Air Server

- You wish to delete from on-air server everything not scheduled on next 24 hours
- But not commercials



Send Files to OTT

- Simply select the list of the asset
- And attach a workflow
- Workflow can export asset and metadata



How to Use

- Simple attach and start the workflow to an asset
- A set of workflow is automatically executed
 - When you ingest
 - When you transfer a file via Etere web
 - When you wish to retrieve from Etere web
 - When a file is discovered by Etere active sync
 - When you publish a schedule
 - Or selecting one or multiple assets

Check Status on Asset Form

Workflow Status

Workflow Action

Workflow Progress

Asset

Action

ID: 6022

Type: COM

Code: 6022

Title: Tap 25

Episode 1

Version 1

Metadata

Upload / link

Import images

Media data

Show images

Annotations

T-Workflow

Relationship

Operations

Virtual documents

Status

Task

XCODE: H264

Attach

Attach and Start

XCODE: H264

ADVANCED QC ON H264

XCODE H264 MPEG2

XCODE SD

SC TRANSFORM

MEDIAINFO ON PROXY

DELETE ARCHIVE

XCODE: H264

Status: Workflow complete

Action: workflow action

Progress:

Start

Restart

Abort

Reset

Delete

View diagram

Log

date	action	category	status	result	message	worker login name	user
09/08/2020 17:04:20	End	System	Action complete	0		service_broker	1
09/08/2020 17:04:20	Content Check	Asset	Done	0	Completed in 00:00:30.633	sis@italy.etere.com	1
09/08/2020 17:04:20	End	System	Action just activated	0		service_broker	1
09/08/2020 17:04:20	Content Check	Asset	Placeholder for any state	0	[EtereCC.exe] Free job and close job connection	sis@italy.etere.com	1
09/08/2020 17:04:25	Content Check	Asset	Placeholder for any state	0	[EtereCC.exe] Done	sis@italy.etere.com	1
09/08/2020 17:04:25	Content Check	Asset	Placeholder for any state	0	[EtereCC.exe] CMS info saved	sis@italy.etere.com	1
09/08/2020 17:04:25	Content Check	Asset	Placeholder for any state	0	[EtereCC.exe] Content Check results saved	sis@italy.etere.com	1
09/08/2020 17:04:23	Content Check	Asset	Placeholder for any state	0	[EtereCC.exe] SMPTE metadata sis@italy.etere.com saved	sis@italy.etere.com	1
09/08/2020 17:04:23	Content Check	Asset	Placeholder for any state	0	[EtereCC.exe] Stereo channels negative correlation < -0.7000? ANTERPASS = False	sis@italy.etere.com	1
09/08/2020 17:04:23	Content Check	Asset	Placeholder for any state	0	[EtereCC.exe] Stereo channels positive correlation > 0.9900? MONO = True	sis@italy.etere.com	1
09/08/2020 17:04:23	Content Check	Asset	Placeholder for any state	0	[EtereCC.exe] Pearson correlation coefficient = 1.0000	sis@italy.etere.com	1
09/08/2020 17:04:23	Content Check	Asset	Placeholder for any state	0	[EtereCC.exe] Audio wave clipping count = 0	sis@italy.etere.com	1
09/08/2020 17:04:22	Content Check	Asset	Placeholder for any state	0	[EtereCC.exe] Audio peak level = -0.3249 @ frame 470 (00:00:18.20)	sis@italy.etere.com	1
09/08/2020 17:04:16	Content Check	Asset	Placeholder for any state	0	[EtereCC.exe] Loudness = -10.31 dB	sis@italy.etere.com	1
09/08/2020 17:04:16	Content Check	Asset	Placeholder for any state	0	[EtereCC.exe] Loudness protect: ITU-R BS.1770-2	sis@italy.etere.com	1

XCODE: H264

signify

Parameters

Draw route

START

Workflow starts

SET CM ON ETXL

Done

Workflow successfully set

XCODE CM IN H264 ON LOWRES

Done

CONTENT CHECK

Done

Metadata not found

Aborted

Error

END

Etere
a consistent system

Date

Actions

Category

Status

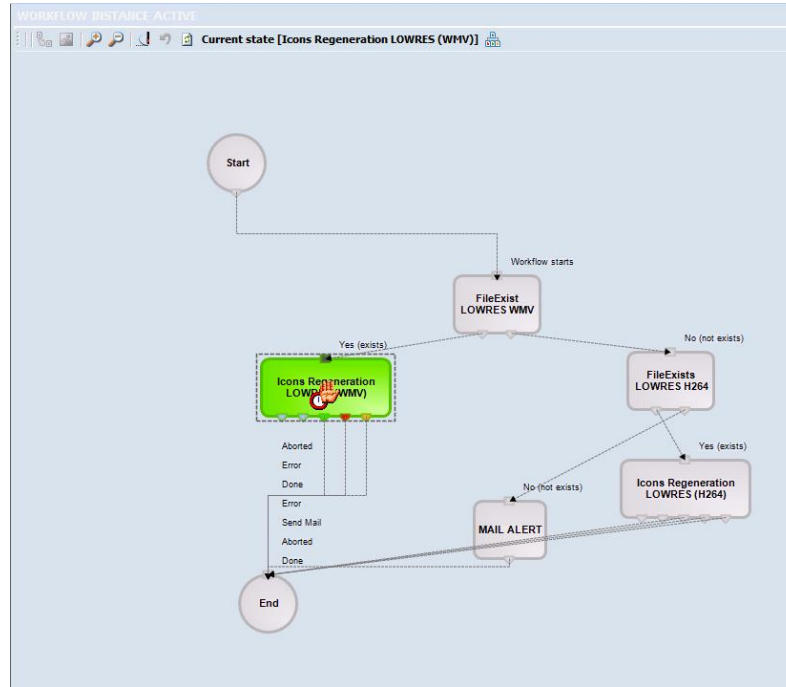
Result

Message

Worker login name

User

Visual Status Check



Workflow Search

- By workflow: All assets running a selected workflow
- By action: All assets performing the selected action in any workflow
- By workflow and status: All assets running a workflow and having the selected status
- By workflow and action: All assets running a workflow and performing the selected action
- By status and action: All assets having the selected status performing a particular action

Global Workflow Status

Etere
A consistent system

T-Workflow Monitor

Apply filter Refresh go to datamover monitor

Workflow Status Objects

T-Workflows 1 to 10 of 102

	object	id	code	descr.	T-workflow	action	status	result	message	deadline	priority	started	updated	
	Asset	8822	8822	WINE	XCODE- H264	XCode CM in H264 on LOWRES	active	0	Metallic found (id_metallic:4025 id_metallic:37 id_code:0)		0	19/07/2020 17:18	19/07/2020 17:18	
	Asset	8822	8822	WINE	ADVANCED QC ON H264		complete	0	File not found		0	19/07/2020 17:17	19/07/2020 17:17	
	Asset	8826	8826	DEMO 2- MOVING LOGOS	XCODE- H264	XCode CM in H264 on LOWRES	active	0	Metallic found (id_metallic:4045 id_metallic:37 id_code:0)		0	19/07/2020 19:44	19/07/2020 19:44	
	Asset	8849	8849	H264	SC CONFORMING MOVF - H264	Conforming MOVF - H264	active	0			0	13/07/2020 18:20	13/07/2020 18:20	
	Asset	8826	8826	DEMO 2- MOVING LOGOS	SC CONFORMING MOVF - H264	Conforming MOVF - H264	active	0			0	13/07/2020 18:20	13/07/2020 18:20	
	Asset	8849	8849	process	SC TRANSFORMING		complete	0			0	13/07/2020 18:19	13/07/2020 18:19	
	Asset	8826	8826	DEMO 2- MOVING LOGOS	SC TRANSFORMING		complete	0			0	13/07/2020 18:19	13/07/2020 18:19	
	Asset	9092	14	error card	SC STORY	Start Shopping Cart	active	0			0	13/07/2020 18:19	13/07/2020 18:19	
	Asset	9099	8918	Conscientious, Thrifty Germany takes on debt...	NEWS STORY APPROVAL	WS Journalist create Story	active	0	Updated asset 9099 to Not to be broadcasted		0	13/07/2020 16:06	13/07/2020 16:06	
	Asset	9095	8918	Absence of US lawsuits hampers Italy's Arms...	NEWS STORY APPROVAL	WS Journalist create Story	active	0	Updated asset 9095 to Not to be broadcasted		0	13/07/2020 16:07	13/07/2020 16:07	

Object ID Code Description T-Workflow Action Status Result Message Deadline Priority Started

Updated

Etere - Etere pte ltd

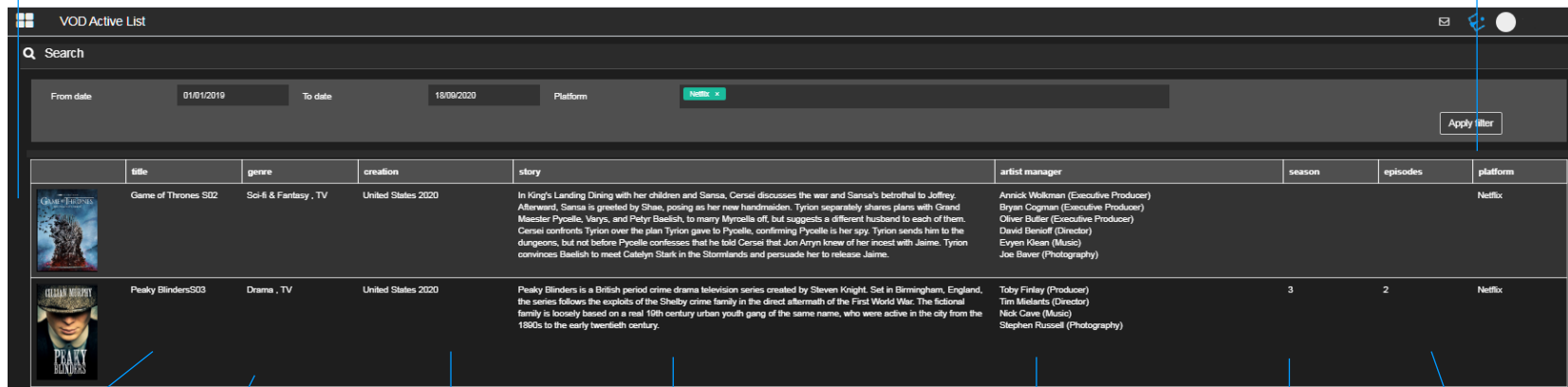
VOD Scheduling



Thumbnail

VOD Schedule

Platform





VOD Active List

Search

From date: 01/01/2019 To date: 18/09/2020 Platform: Netflix

Apply filter

	title	genre	creation	story	artist manager	season	episodes	platform
	Game of Thrones S02	Sci-Fi & Fantasy , TV	United States 2020	In King's Landing Dining with her children and Sansa, Cersei discusses the war and Sansa's betrothal to Joffrey. Afterward, Sansa is greeted by Shae, posing as her new handmaiden. Tyrion separately shares plans with Grand Maester Pycelle. Varys and Petyr Baelish to marry Myrcella off, but suggests a different husband to each of them. Cersei confronts Tyrion over the plan Tyrion gave to Pycelle, confirming Pycelle is her spy. Tyrion sends him to the dungeons, but not before Pycelle confesses that he told Cersei that Jon Arryn knew of her incest with Jaime. Tyrion convinces Baelish to meet Catelyn Stark in the Stormlands and persuade her to release Jaime.	Annick Wolkman (Executive Producer) Bryan Cogman (Executive Producer) Oliver Butler (Executive Producer) David Benioff (Director) Evyen Klean (Music) Joe Bauer (Photography)			Netflix
	Peaky Blinders S03	Drama , TV	United States 2020	Peaky Blinders is a British period crime drama television series created by Steven Knight. Set in Birmingham, England, the series follows the exploits of the Shelby crime family in the direct aftermath of the First World War. The fictional family is loosely based on a real 19th century urban youth gang of the same name, who were active in the city from the 1880s to the early twentieth century.	Toby Finlay (Producer) Tim Miliants (Director) Nick Cave (Music) Stephen Russell (Photography)	3	2	Netflix

Title

Genre

Creation

Story

Artist Manager

Season

Episodes

VOD Revenue Report

Dates

Platform

The screenshot displays the VOD Revenue Report interface. At the top, there's a 'Reports' section with a sidebar containing 'BMS' and 'VOD Revenue' (selected). The main area shows the 'VOD Revenue' report with filters for 'Time' (From: 25/11/2019, To: 18/09/2020) and 'Platform' (Netflix). Below the filters are 'Preview' and 'Download' buttons. The report preview shows a table with columns: Code, Title, From date, To date, Views, and Total. The table contains data for 'Peakly BindersS03-0001', 'Peakly BindersS03-0002', and 'S02_E03_GOT', along with a 'Total' row.

Code	Title	From date	To date	Views	Total
Peakly BindersS03-0001	Peakly BindersS03	05/05/2020	26/05/2020	327	0.00
Peakly BindersS03-0002	Peakly BindersS03	05/05/2020	26/05/2020	565	0.00
S02_E03_GOT	Game of Thrones S02	05/05/2020	26/07/2020	821	0.00
Total				1.703	0.00

Resource Management

When Moving Files



A More Efficient Workflow

- Etere Enterprise Resources Management improve your workflow
- We do not change your tasks but make them more efficient
- Etere ERM is the base of your job organization
 - Generate Work Order
 - Track Work Order
 - Track expenses
 - Manage files and rights
 - Manage resources
 - Generate agendas

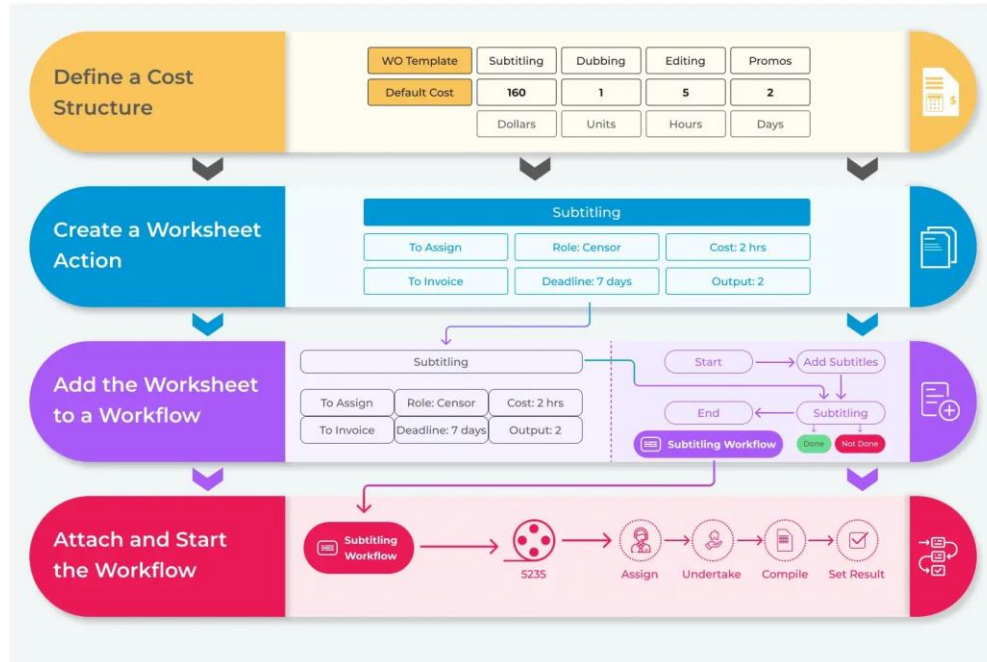
Etere Agenda

- It's the central job repository
- No more crawling between application to perform your tasks
- One single click and you are redirected to:
 - Preview approve
 - Asset data management
 - Subtitling
 - Ingest
 - Dubbing

Resources Planning

WORKSHEETS CREATION

Etere
a consistent system



User Agenda

Etere
A consistent system

Agenda

Action Available tasks All First 50 Refresh

Agenda

	status	id	code	task	start date	due date	title	group	Thumbnail
<input type="checkbox"/>	★	8836	8836	REVIEW AND APPROVAL	14/05/2020	15/05/2020	ZOO LANDER	Everyone	
<input type="checkbox"/>	★	9075	9075	REVIEW AND APPROVAL	13/07/2020	14/07/2020	The Election	Everyone	
<input type="checkbox"/>	★	8934	Seel_Caffe_Seagatredo_2019	REVIEW AND APPROVAL	20/07/2020	21/07/2020	Seel_Caffe_Seagatredo_2019	Everyone	
<input type="checkbox"/>	★	8991	8991	REVIEW AND APPROVAL	20/07/2020	21/07/2020	8999	Everyone	
<input type="checkbox"/>	★	8815	LIVE.NDI	REVIEW AND APPROVAL	06/08/2020	06/08/2020	DEMO.LIVE.NDI	Everyone	
<input type="checkbox"/>	★	8709	F1020MENOTACHOEM	REVIEW AND APPROVAL	17/08/2020	18/08/2020	DEMO.7	Everyone	
<input type="checkbox"/>	★	8520	8520	REVIEW AND APPROVAL	27/08/2020	28/08/2020	DEMO.2- MOVING LOGOS3	Everyone	
<input type="checkbox"/>	★	10357	10357	REVIEW AND APPROVAL	03/09/2020	03/09/2020	DEMO.2	Everyone	
<input type="checkbox"/>	★	10358	10358	Recording Task	10/09/2020	11/09/2020	DEMO.Closed Captions	Everyone	

Status ID Code Task Start date Due date Title Group Thumbnail

Eteraweb - Etere plc Ltd

Task Metadata

Task details

Status

Priority

T-Workflow

Action

Period

Assignee

Notes

Costs

To invoice

Result

Task

Action

ID8672

CodeFULLKITCHEN1

TitleDEMO 3: COMMERCIAL

Episode1

Version1

Task data

Virtual documents

Documents

Status

PriorityNormal

T-WorkflowARCHIVE AND QC

ActionRecording Task

Period09/05/2020 15:15:36 09/05/2020 15:15:36

AssigneeYang Rachel

Notes

Costs

To invoice

Notes

Save notes

Result

Recording DONE

Recording FAULT

H264 - H264



00:00:00:00

AUDIO

SUBS

GO

Edit options - EDL n.1

123456789

Edit	prova1	SOM	00:00:00.00	ECM	00:00:05.00	DUR	00:00:05.01	Type	FILM
Delete									
Edit		SOM	00:00:05.01	ECM	00:00:10.00	DUR	00:00:05.00	Type	
Delete									
Edit		SOM	00:00:10.01	ECM	00:00:15.00	DUR	00:00:05.00	Type	
Delete									
Edit		SOM	00:00:15.01	ECM	00:00:20.00	DUR	00:00:05.00	Type	
Delete									
Edit		SOM	00:00:20.01	ECM	00:00:25.00	DUR	00:00:05.00	Type	
Delete									
Edit		SOM	00:00:25.01	ECM	00:00:29.24	DUR	00:00:04.24	Type	
Delete									

One Click Access

The interface demonstrates a 'One Click Access' workflow. It begins with an 'Agenda' table listing tasks. A task named 'Recording Task' is selected, leading to a 'Task' detail view. From there, an 'Asset' is accessed, showing a video player and a list of metadata fields on the right.

Agenda Table:

	status	task	code	start date	due date
		Recording Task	FULLKITCHEN1	09/05/2020	09/05/2020

Task Detail View:

Task: 8672, Code: FULLKITCHEN1, Title: DEMO-3, Episode 1, Version 1

Asset: 8672, Code: j, Title: FULLKITCHEN1, DEMO-3, Episode 1, Version 1

Asset Metadata Fields:

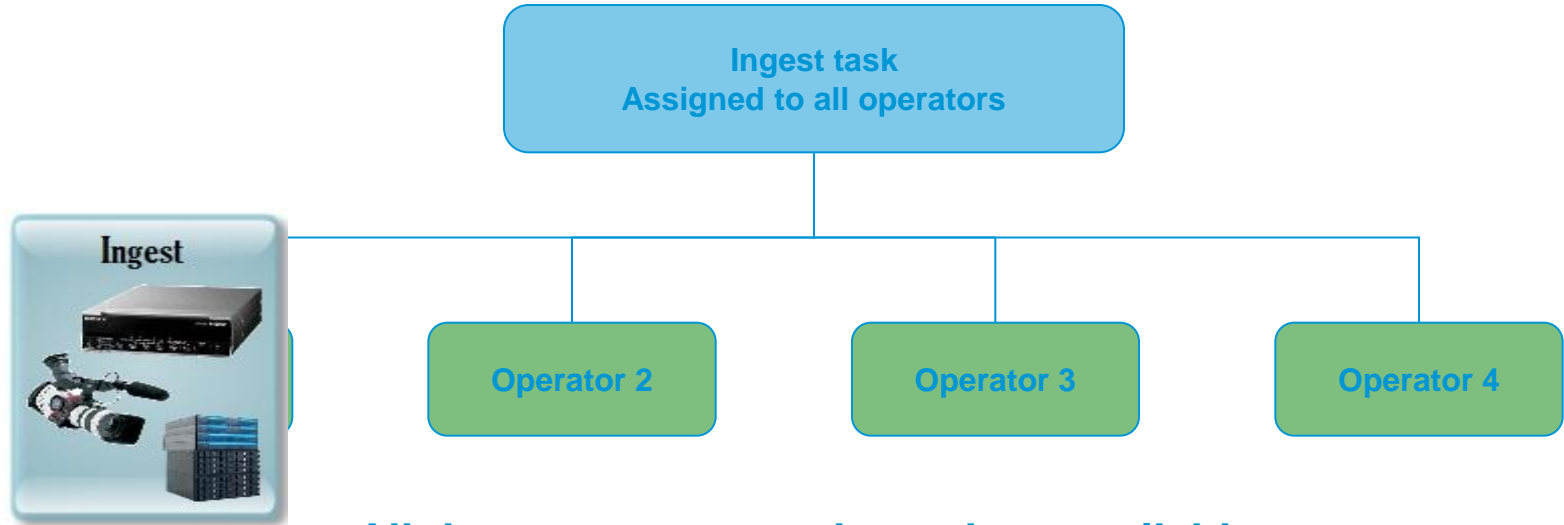
- Asset status: Approved
- Audio peak frame
- Audio peak level
- Audio wave clipping count
- CMS execution date
- CMS source codec
- Loudness
- Original source: Activestync

Etere
a consistent system

Task Sharing

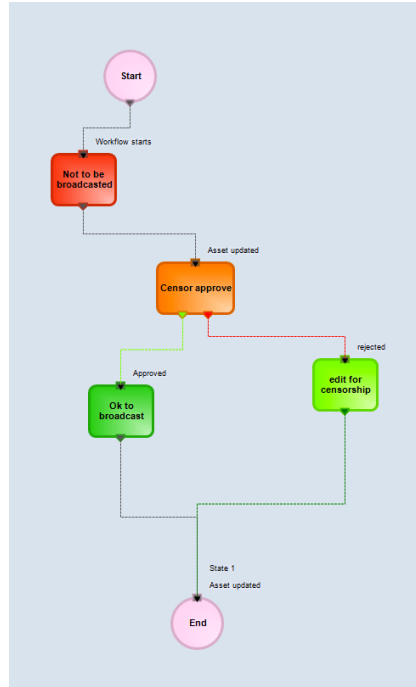


Ingest Task

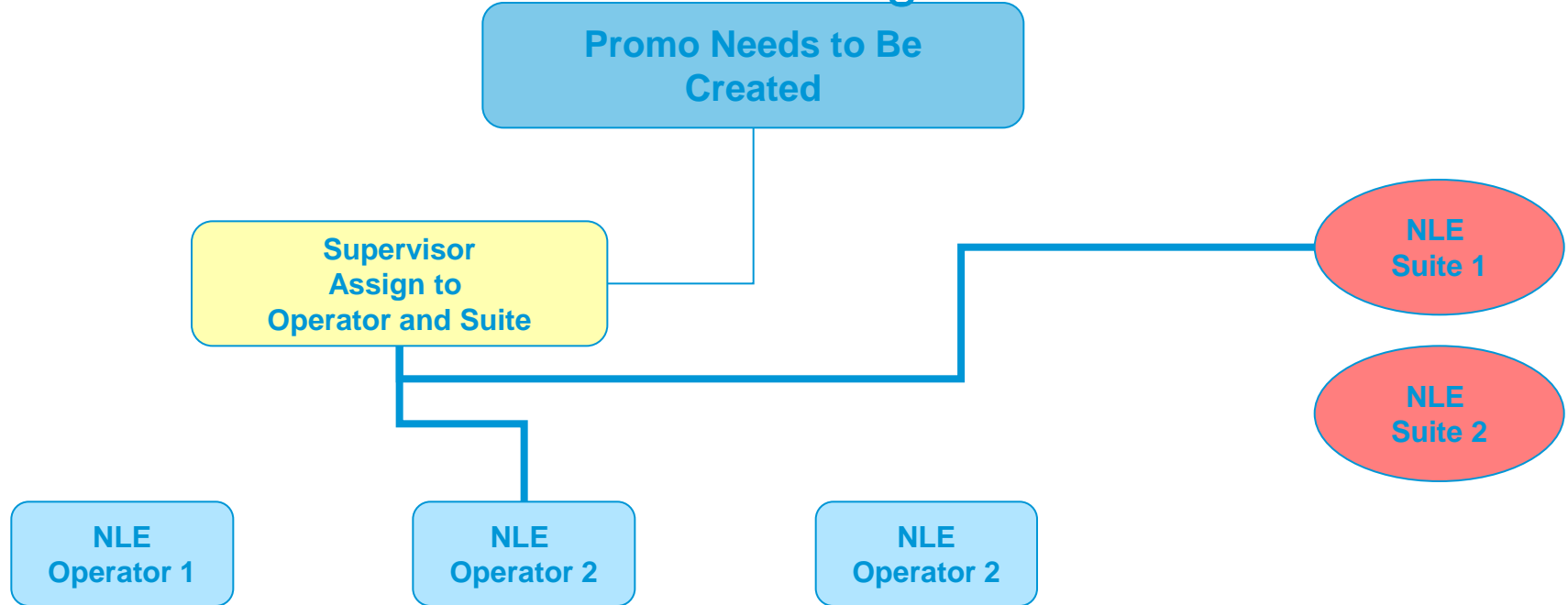


All the operators see the task as available
Operator 1 take the task other operator do not see it anymore
Operator 1 end task the workflow complete

Assign Job



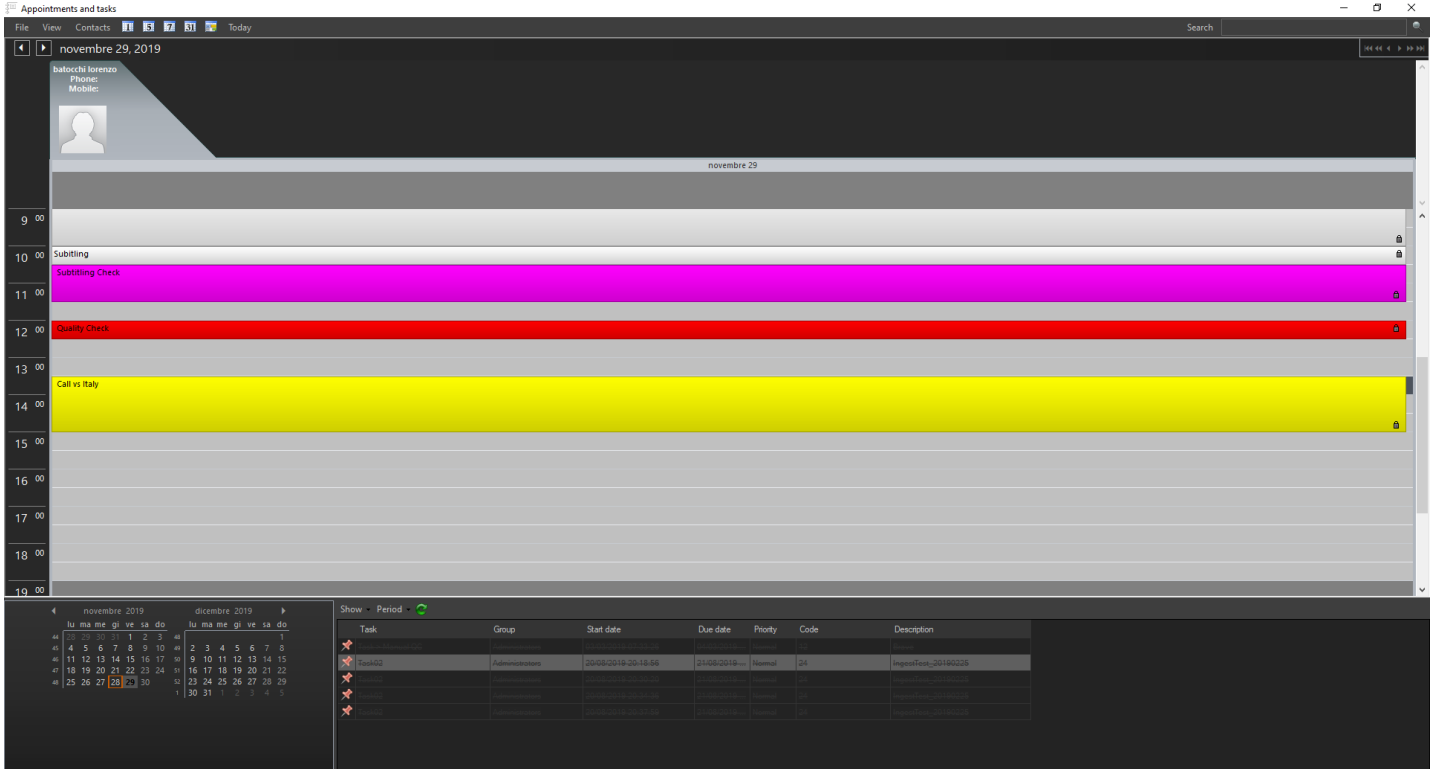
Job To Be Assigned



Assign Job

The screenshot displays the 'Resources Manager' application interface. On the left, a 'Worksheet' tree shows a project named 'TSK-DUBAI Check (116)' with a sub-item 'MEDIA DESK'. Below this, a list of files includes 'TSK-TechCheck-YES-NO(9)', 'FileExist', and 'TSK-MEDIA Missing(398)'. The main workspace is divided into two panes. The left pane shows a table with columns 'Code', 'Description', 'T-Workflow', 'T-Workflow status', 'Action status', 'Assignee', 'Start', 'End', and 'Notes'. It lists three items: 'CMM604443' (Achille Lauro R. Vins - Manacita), 'test' (Alex Who? - Twisted), and 'CMM612493' (BACKSTREET BOYS - CHANCES). The right pane shows a 'Search form' with a search bar and a dropdown menu. Below the search bar, a list of search results is displayed, showing 'Code' and 'Description' for various email addresses and names. A dialog box titled 'Assign worksheets' is open in the foreground. It contains fields for 'Job info' (T-Workflow, Action, Asset), 'Assignee' (Assignee, Group), 'Job type' (Task, Appointment), 'Start' and 'End' dates, 'Budget', and 'Notes'. At the bottom, there is a 'Resources' section with a table for 'Description', 'Start date', and 'End date'. The dialog has 'Ok' and 'Cancel' buttons.

Personal Calendar



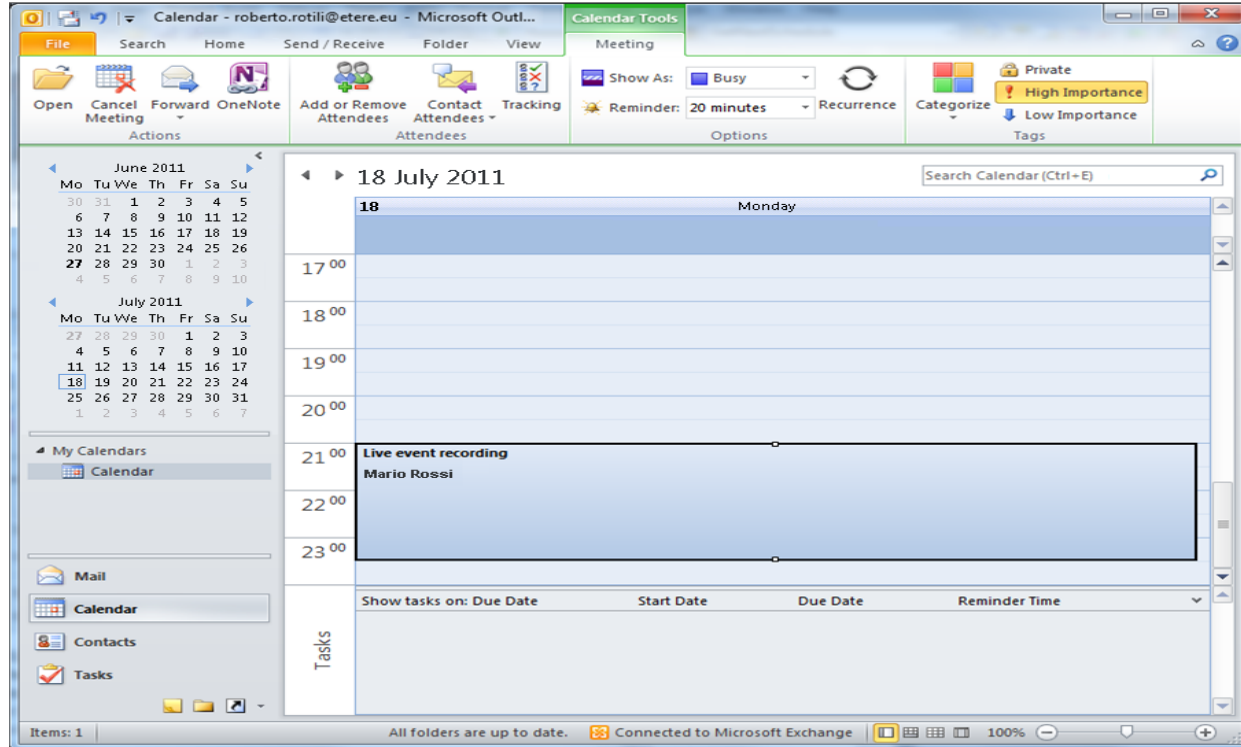
User Agenda

The screenshot displays the Etere User Agenda interface. On the left is a sidebar with navigation options: Home page, Agenda, Tasks, Calendar, Schedule, Media Library, Collection, Shopping Cart, System, Memory, Air Sales, Tapeless, BMS, Reports, Manage, Scheduled Ingest, Ingest list, User messages, and Dashboard. The main area is titled 'Agenda' and contains a table of tasks. Above the table are filters for 'Action', 'Available tasks', 'All', 'First 50', and a 'Refresh' button. The table has columns for status, ID, code, task, start date, due date, title, group, and thumbnail. Below the table, a legend identifies the column headers: Status, ID, Code, Task, Start date, Due date, Title, Group, and Thumbnail. The tasks listed include 'REVIEW AND APPROVAL' for various items like 'ZOO LANDER', 'The Election', 'Spot_Calls_Sepafredo_2019', 'LIVE NOI', 'E102036NORTACHOIM', 'DEMO 2', and 'DEMO 2 MOVING LOGOS', as well as 'Recording Task' and 'DEMO Closed Captions'.

Status	ID	Code	Task	Start date	Due date	Title	Group	Thumbnail
✖	8830	8830	REVIEW AND APPROVAL	14/05/2020	15/05/2020	ZOO LANDER	Everyone	
✖	9075	9075	REVIEW AND APPROVAL	13/07/2020	14/07/2020	The Election	Everyone	
✖	8834	Spot_Calls_Sepafredo_2019	REVIEW AND APPROVAL	20/07/2020	21/07/2020	Spot_Calls_Sepafredo_2019	Everyone	
✖	8881	8881	REVIEW AND APPROVAL	20/07/2020	21/07/2020	8881	Everyone	
✖	8815	LIVE NOI	REVIEW AND APPROVAL	05/08/2020	06/08/2020	DEMO_1 LIVE NOI	Everyone	
✖	8788	E102036NORTACHOIM	REVIEW AND APPROVAL	17/08/2020	18/08/2020	DEMO 2	Everyone	
✖	8828	8828	REVIEW AND APPROVAL	27/08/2020	28/08/2020	DEMO 2 MOVING LOGOS	Everyone	
✖	10357	10357	REVIEW AND APPROVAL	02/09/2020	03/09/2020	DEMO 2	Everyone	
✖	10358	10358	Recording Task	10/09/2020	11/09/2020	DEMO Closed Captions	Everyone	

Outlook Integration

Calendar Integration



Cost Control



Each Task Can Have a Cost

- Cost is category and default value is pre-determined when task is build
- Cost categories can be configurable as
 - Money
 - Operator Time
 - Equipment time
 - External organization cost
- All those costs and their values are fully customizable
- Time used is automatically detected

Cost

Task

Action + ID 8672 Code FULLKITCHEN1 Title DEMO 3: COMMERCIAL Episode 1 Version 1

Task data Virtual documents

Task Data

Virtual Documents

Status

Priority Normal

T-Workflow ARCHIVE AND QC

Action Recording Task

Period 08/05/2020 15:15:36 09/05/2020 15:15:36

Assignee Yang Rachel

Notes

Leave task

Costs Select a type Select

To invoice ☐

Notes

Save notes

Result Recording DONE Recording FAULT

H264 - H264

00:00:35:00 AUDIO SUBS

1 2 3 4 5 6 7 8 9

Edit	prova1	SOM 00:00:00.00	EOM 00:00:05.00	DUR 00:00:05.01	Type FILM
Delete					
Edit		SOM 00:00:05.01	EOM 00:00:10.00	DUR 00:00:05.00	Type
Delete					
Edit		SOM 00:00:10.01	EOM 00:00:15.00	DUR 00:00:05.00	Type
Delete					
Edit		SOM 00:00:15.01	EOM 00:00:20.00	DUR 00:00:05.00	Type
Delete					
Edit		SOM 00:00:20.01	EOM 00:00:25.00	DUR 00:00:05.00	Type
Delete					
Edit		SOM 00:00:25.01	EOM 00:00:29.24	DUR 00:00:04.24	Type
Delete					

Detailed Report



CHANNEL 1

Media library logs [Resources manager]

Media library logs [Resources manager]

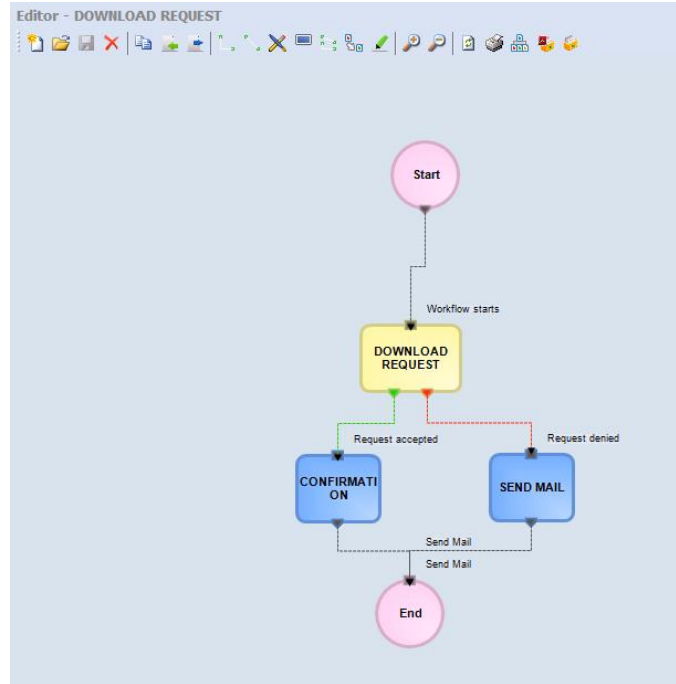
2281 - Pyramids of Death

Date	Workflow	Action	Result	Machine	Operator	Notes	Certified	Pwd
17/09/2012 17.43.46	ActionTest Censorship	Censorship (3541)	Approved	ROBERTOW 7	roberto	checked all parts	Yes	Yes
17/09/2012 18.04.18	ActionTest Audio level check	Audio level check (3527)	Audio level OK	ROBERTOW 7	roberto	checked all audio levels	Yes	No
17/09/2012 18.04.37	ActionTest WS generate subtitles	WS generate subtitles (3186)	Subtitles done	ROBERTOW 7	roberto	english and italian subtitles	Yes	No

Edit Integration



Ask Permission



Manager Agenda

Appointments and tasks

File View Contacts 1 5 7 8 Today

Search

novembre 28, 2019

Lorenzo
Phone:
Mobile:

novembre 28

7 30
8 00
9 00
10 00
11 00
12 00

Previous Appointment

Next Appointment

novembre 2019 dicembre 2019

1 2 3 4 5 6 7 8 9 10 11 12
13 14 15 16 17 18 19 20 21 22 23 24 25 26 27 28 29 30 31

gennaio 2020 febbraio 2020

1 2 3 4 5 6 7 8 9 10 11 12
13 14 15 16 17 18 19 20 21 22 23 24 25 26 27 28 29 30 31

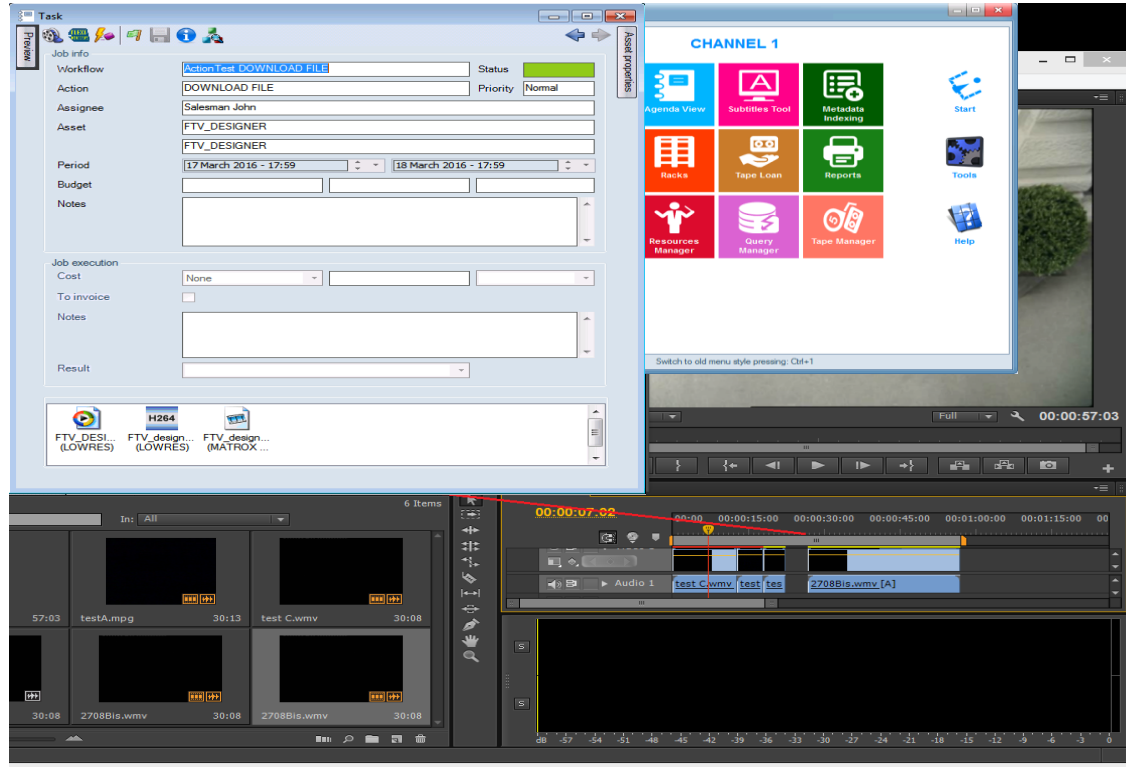
marzo 2020 aprile 2020

1 2 3 4 5 6 7 8 9 10 11 12
13 14 15 16 17 18 19 20 21 22 23 24 25 26 27 28 29 30 31

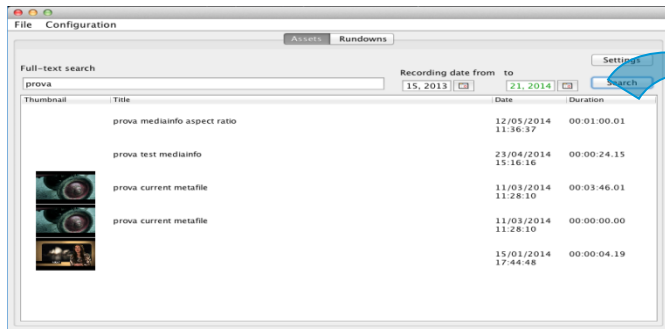
Show Period

Task	Group	Start date	Due date	Priority	Code	Description
Quality Check	Administrators	22/11/2019 23:12:52	23/11/2019	Normal	UploadWeb_2019092	UploadWeb_20190921_00001
Quality Check	Administrators	22/11/2019 23:12:52	23/11/2019	Normal	Ingest_20190921_00001	Ingest_20190921_00001
Quality Check	Administrators	22/11/2019 23:12:52	23/11/2019	Normal	Ingest_20190920_00001	Ingest_20190920_00001
Quality Check	Administrators	22/11/2019 23:13:10	23/11/2019	Normal	Test_708_Embedded	Test_708_Embedded
Quality Check	Administrators	22/11/2019 23:13:10	23/11/2019	Normal	Test_BurnIN	Test_BurnIN
Quality Check	Administrators	22/11/2019 23:13:10	23/11/2019	Normal	Test_608_708	Test_608_708
Quality Check	Administrators	22/11/2019 23:13:11	23/11/2019	Normal	Test_708	Test_708
Quality Check	Administrators	22/11/2019 23:13:11	23/11/2019	Normal	11	Long Clip
IMPORT Sub	Administrators	22/11/2019 23:16:48	23/11/2019	Normal	Messi	Messi
IMPORT Sub	Administrators	22/11/2019 23:16:48	23/11/2019	Normal	CR7	CR7
IMPORT Sub	Administrators	22/11/2019 23:16:48	23/11/2019	Normal	Nadal	Nadal
IMPORT Sub	Administrators	22/11/2019 23:16:48	23/11/2019	Normal	Sharapova	Sharapova
IMPORT Sub	Administrators	22/11/2019 23:16:48	23/11/2019	Normal	Premier League	Premier League
IMPORT Sub	Administrators	22/11/2019 23:16:48	23/11/2019	Normal	Drogba	Drogba
IMPORT Sub	Administrators	22/11/2019 23:16:48	23/11/2019	Normal	AU OPEN	AU OPEN
IMPORT Sub	Administrators	22/11/2019 23:16:48	23/11/2019	Normal	Roland Garros	Roland Garros
IMPORT Sub	Administrators	22/11/2019 23:16:48	23/11/2019	Normal	Z.Bre	Z.Bre
IMPORT Sub	Administrators	22/11/2019 23:16:48	23/11/2019	Normal	11	Long Clip

Insert in Timeline



Client for Mac



Ready to be Used

- All the programs are uploaded and correctly placed on the schedule
- Files have been checked and normalized
- Files have been sent to On-air server
- Any error in the process immediately calls the operator attention
- All the digital receipt have been correctly signed

Archiving Projects

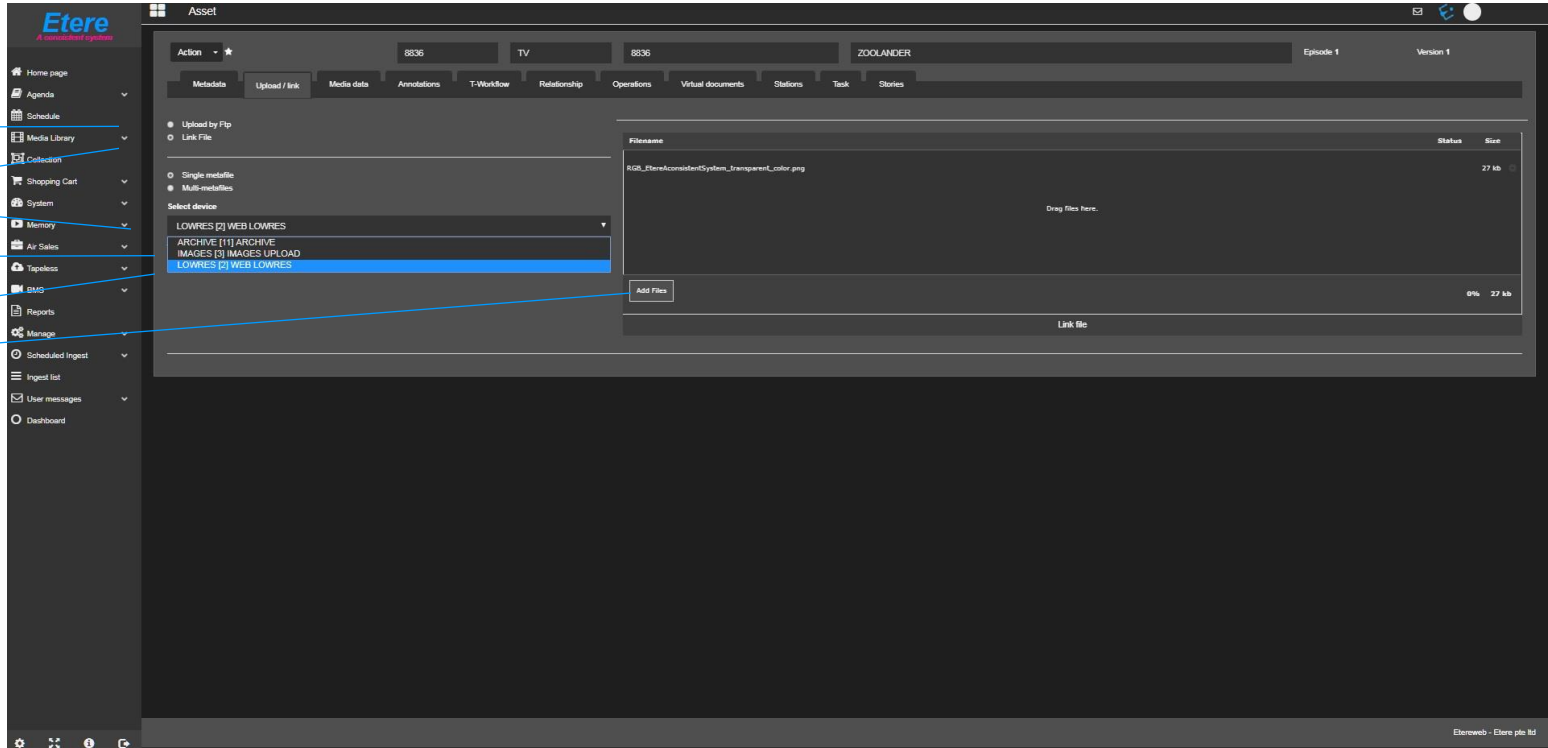


Projects

- Etere MAM is able to archive 'bundle' assets
- Those are composed by several files in a directory like structure
- This is very useful to archive project for other groups of files

Control Multiple Files in Multiple Places

- Upload by FTP
- Link files
- Images
- Archive
- Low-res
- Add files



Files Preview

The screenshot displays the Etere Files Preview interface. On the left is a sidebar with navigation options: Home page, Agenda, Schedule, Media Library, Collection, Shopping Cart, System, Memory, Air Dates, Tapeless, BMS, Reports, Manage, Scheduled Ingest, Ingest list, User messages, and Dashboard. The main area is titled 'Asset' and shows metadata for a file with ID 8836, Type TV, Code 8836, and Title ZOOGLANDER. Below the metadata are tabs for Metadata, Upload / Ink, Media data, Annotations, T-Workflow, Relationship, Operations, Virtual documents, Stations, Task, and Stories. The 'Metadata' tab is active, showing details for H264 - LOWRES, including Physical Start, Physical End, Physical duration, SCODE, ECOM, and Duration. A video player is embedded in the center, showing a scene with a man in a white sweater and the subtitle 'He joins the game'. To the right of the video player is a list of subtitle tracks, each with an 'Edit' button, a 'Delete' button, a 'SCODE' field, an 'ECOM' field, a 'DUR' field, and a 'Type' field. The tracks are numbered 1 through 9. The video player has a progress bar and a volume control slider. The subtitle list includes tracks for 'This is where it all begins', 'The Beginning Before Time', 'The Song', 'The Match', 'After the Match', 'Justice', 'Get It On', 'Evolution', 'It All Goes Down', 'Wait for it', 'Born Again', 'Clouds in the Sky', 'Scene Change', and 'Scene Change'.

Preview

Audio Tracks

Multilanguage Subtitles

Ingest



File Ingest

Upload by FTP

Link file

Single metafile

Multi-metafiles

FTP Space

Device

The screenshot displays the Etere File Ingest interface. On the left, a sidebar contains navigation links: Home Page, Air Sales, Automation, BMS, Dashboard, HSM, BMS, Memory, Reports, Resources Management, and System. The main area is titled 'Advanced search' and shows a search form with fields for ID (8835), Type (PGM), Code (8835), and Title (Bubble Guppies Save the Sea). Below the search form, there are tabs for Metadata, CL, Upload / Link, Import Images, Media data, Show Images, Annotations, T-Workflow, EPD, Relationship, Operations, Virtual documents, Stations, Task, and Stories. The 'Upload / Link' tab is active, showing options for 'Upload by FTP' and 'Link File'. Under 'Upload by FTP', there are sub-options for 'Single metafile' and 'Multi-metafiles'. A dropdown menu for 'Select the FTP space' is open, showing 'ARCHIVE' and 'Device'. Below this, there is a section for 'T-Workflow' with a button 'Add Files'. At the bottom, there is a section for 'Upload manager' with links to 'Click here to run etere upload manager' and 'Click here to download and install etere upload manager'. On the right side of the interface, there is a table with columns 'Filename', 'Status', and 'Size'. It contains one entry: 'Etere Masterpanel.mp4' with a status of '0% 13.5 mb' and a size of '13.5 mb'. Below the table, there is a button 'Add Files' and a 'Start upload' button. A blue box with the text 'Add files' is overlaid on the 'Add Files' button.

Users connected : 1 | Etere web - Etere plc Ltd

Periodic Recording

The screenshot shows the 'New Periodical recording' form in the Etere application. The form is divided into several sections with various input fields and checkboxes. Callouts on the right side of the form point to specific fields:

- Code**: Points to the 'Code' field with value '0'.
- Description**: Points to the 'Description' field with value 'Scheduled Ingest Finale'.
- Linked Asset**: Points to the 'Linked Asset' field with value '10368'.
- Ingest Start**: Points to the 'Ingest start' section, which includes 'Date' (11/10/2020), 'Time' (13:15:44.00), and 'Duration' (00:00:00.00).
- Destination**: Points to the 'Destination' section, which includes a 'Channel' dropdown menu with value '1'.
- Periodic Repetition**: Points to the 'Periodic repetition' section, which includes 'Date From' (11/11/2020), 'Date To' (3/12/2021), and 'Days of the week' (Sunday, Monday, Tuesday, Wednesday, Thursday, Friday, Saturday).
- Source**: Points to the 'Source' section, which includes 'Router Resource' (C-01) and 'Input channel (Main)' (5).
- Start/Stop**: Points to the 'Start/Stop' section, which includes 'Start' (TIMED) and 'Stop' (TIMED).

The form also includes a 'Save' button at the bottom.

Etere
a consistent system

Users connected : 1 | Etereweb - Etere plc ltd

Single Recording

Etere a consistent system New Single Recording Yang Rachai

Home Page
Air Sales
Automation
BMS
Dashboard
HSM
KAM
collection
media library
scheduled ingest
new periodical recording
new single recording
scheduled ingest
shopping cart
tapeless
Memory
Reports
Resources Management
System

Status
Type
Code
Description
Linked Asset
REC with TCIN
Ingest start
Date
Time
Duration
Destination
Channel
Source
Router Resource
Input channel (Main)
Start / Stop
Start
Stop
Save

12/30/2020
13:18:13.00
00:00:00.00
8
C-B1
3
TIMED
TIMED

Status
Type
Code
Description
Linked Asset
Ingest Start
Destination
Source
Start/Stop

Users connected : 1 | Etereweb - Etere pte ltd

Scheduled Ingest

Etere
a consistent system

Scheduled Ingest

Show: ☐ Planned single ingests
☒ Planned periodical ingests
☐ Planned scheduled Live ingests
☐ Completed ingest operations

Channel: 1

From: 7/13/2020

Countdown to start (10360): 00:00:00

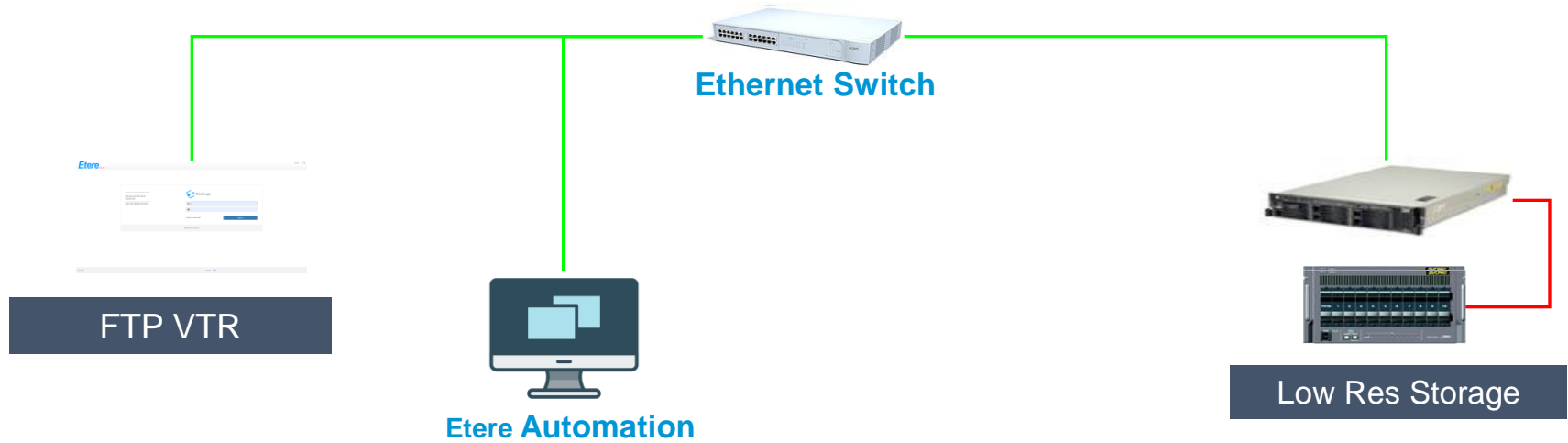
View

	station	date	time	duration	code	description	destination	status
🔍	1	3/1/2021	00:00:00.00	00:00:00.00	10358	Scheduled ingest 1	1	
🔍	1	3/1/2021	13:01:00.00	00:12:00.00	10358_2	Scheduled ingest 3	1	
🔍	6	7/14/2020	15:00:00.00	10:00:00.00	LIVE NOJ	The Election	1	
🔍	1	7/14/2020	15:10:10.00	00:00:00.00	#01100748	Evil Island	1	

Station **Date** **Time** **Duration** **Code** **Description** **Destination** **Status**

Users connected: 1 | Etereweb - Etere plc Ltd

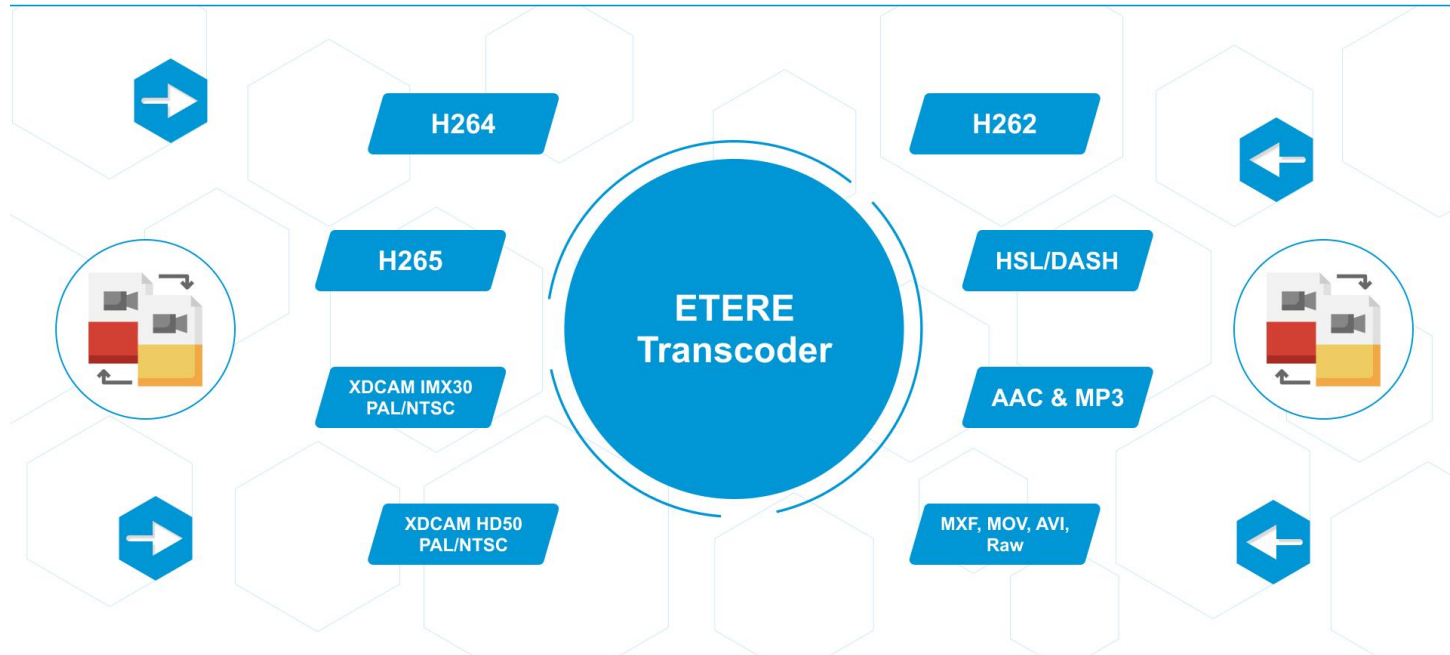
FTP Ingest



Media Transcoding

ETERE TRANSCODER

Etere
a consistent system

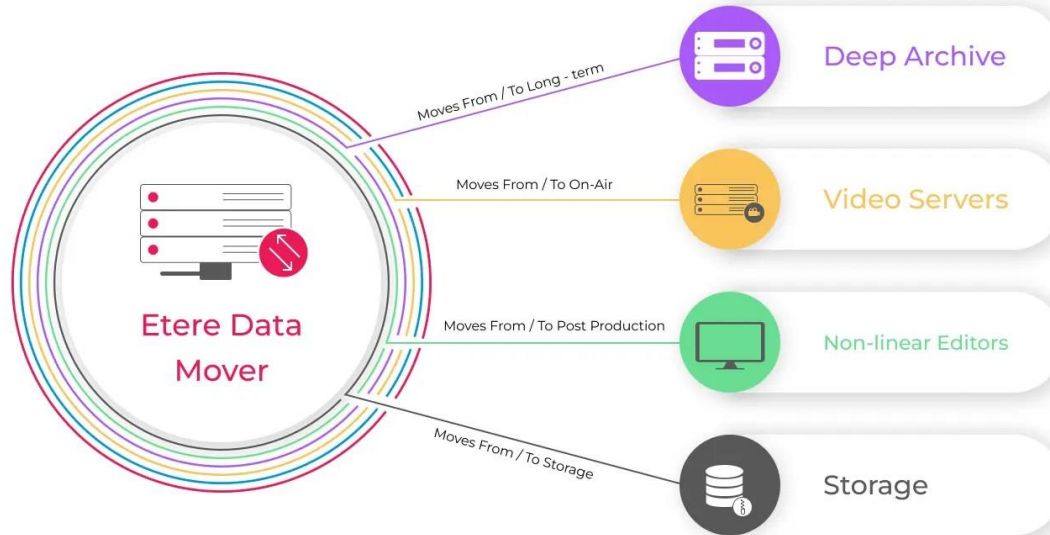


Etere
a consistent system

Media Moving

DATA MOVER

Etere
a consistent system



Load Balancing

The screenshot displays the Etere Data Mover application window. The title bar reads "Etere Data Mover". Below the title bar is a menu bar with "Tools", "Show", and "Help". A toolbar contains several icons, with a blue circle highlighting the "Add" icon (a plus sign). The main window is divided into two panes. The top pane shows system statistics:

Machine	Total CPU	actual	3,654	peak	23,881
DM CPU	actual	0,000	peak	17,924	
DM Private Bytes	actual	0,000 MB	peak	0,000 MB	
DM I/O Bytes	actual	0,000 MB	peak	0,000 MB	
DM Handles Count	actual	0	peak	0	
DM User Objects	actual	1870	peak	1870	

The bottom pane is titled "Data Processors" and contains a table of active requests. The table has columns: Status, Name, #, File, Source, Destination, and Type.

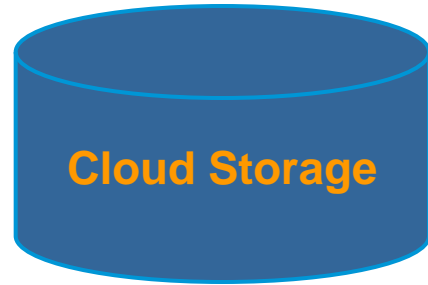
Status	Name	#	File	Source	Destination	Type
Idle	XCode LOWRES H264 with TC	1			Lowres with TC	Etere Transcoder
Idle	XCode LOWRES H264 with TC	2			Lowres with TC	Etere Transcoder
Idle	XCode LOWRES H264 with TC	3			Lowres with TC	Etere Transcoder
Idle	Check MD5 on Upload WEB	1		Upload WEB		MD5 Checksum
Idle	Check/create MD5 on Archive	1		Archive1	Upload WEB	MD5 Checksum
Idle	Conforming MXF	1			Conforming	External Mover Exe
Idle	Content Check (Content Check)	1				External Mover Exe
Idle	Copy Archive1-NILOX02-W10	1		Archive1	NILOX02-W10 (INGEST-E...	Multistep Copy
Idle	Copy Archive1-NILOX02-W10	2		Archive1	NILOX02-W10 (INGEST-E...	Multistep Copy
Idle	Copy Archive1-NILOX02-W10	3		Archive1	NILOX02-W10 (INGEST-E...	Multistep Copy
Idle	Copy Archive1-Upload WEB	1		Archive1	Upload WEB	Multistep Copy
Idle	Copy duration to hhmssff metadata	1		Archive1	Archive1	PowerShell Scripting
Idle	Copy from ETX1 to Archive1	1		ETX1	Archive1	Multistep Copy
Idle	Copy from ETX1 to Archive1	2		ETX1	Archive1	Multistep Copy
Idle	Copy from ETX1 to Archive1	3		ETX1	Archive1	Multistep Copy
Idle	Copy from ETX3 to Archive1	1		NILOX02-W10 (INGEST-E...	Archive1	Multistep Copy
Idle	Copy from ETX3 to Archive1	2		NILOX02-W10 (INGEST-E...	Archive1	Multistep Copy
Idle	Copy from ETX3 to Archive1	3		NILOX02-W10 (INGEST-E...	Archive1	Multistep Copy
Idle	Copy from LocalArchive1 to LocalArch...	1		Local Archive 1	Local Archive 2	Multistep Copy
Idle	Copy from Nllox02-w10 to ETX1	1		NILOX02-W10 (INGEST-E...	ETX1	Multistep Copy
Idle	Copy from Nllox02-w10 to ETX1	2		NILOX02-W10 (INGEST-E...	ETX1	Multistep Copy
Idle	Copy from Nllox02-w10 to ETX1	3		NILOX02-W10 (INGEST-E...	ETX1	Multistep Copy
Idle	Copy from Nllox02-w10 to ETX2	1		NILOX02-W10 (INGEST-E...	ETX2	Multistep Copy
Idle	Copy from Nllox02-w10 to ETX2	2		NILOX02-W10 (INGEST-E...	ETX2	Multistep Copy
Idle	Copy from Nllox02-w10 to ETX2	3		NILOX02-W10 (INGEST-E...	ETX2	Multistep Copy
Idle	Copy from Upload Web to Archive1	1		Upload WEB	Archive1	Multistep Copy
Idle	Copy from Upload Web to Archive1	2		Upload WEB	Archive1	Multistep Copy
Idle	Copy from Upload Web to Archive1	3		Upload WEB	Archive1	Multistep Copy
Idle	Copy from Upload Web to ETX1	1		Upload WEB	ETX1	Multistep Copy
Idle	Copy from Upload Web to ETX1	2		Upload WEB	ETX1	Multistep Copy

The status bar at the bottom shows: "dm, tr, bt, sg, ws, as, vg, ai, da, ts, qs, s3" | "00:14" | "sync2" | "Ssl on" |

Cloud Media Management

- Etere MM creates a private Cloud to store your content
- Cloud devices are logical entities. They can be group of devices or part of one device or both
- Etere MM automatically controls the available space in the cloud
- Etere MM has a multi-volume management intelligence

Cloud Devices



Disk 1



Disk 2



Disk 3

Partition Devices



Cloud Storage Capabilities

Load balancing

- Multiple Media Management sharing the same job

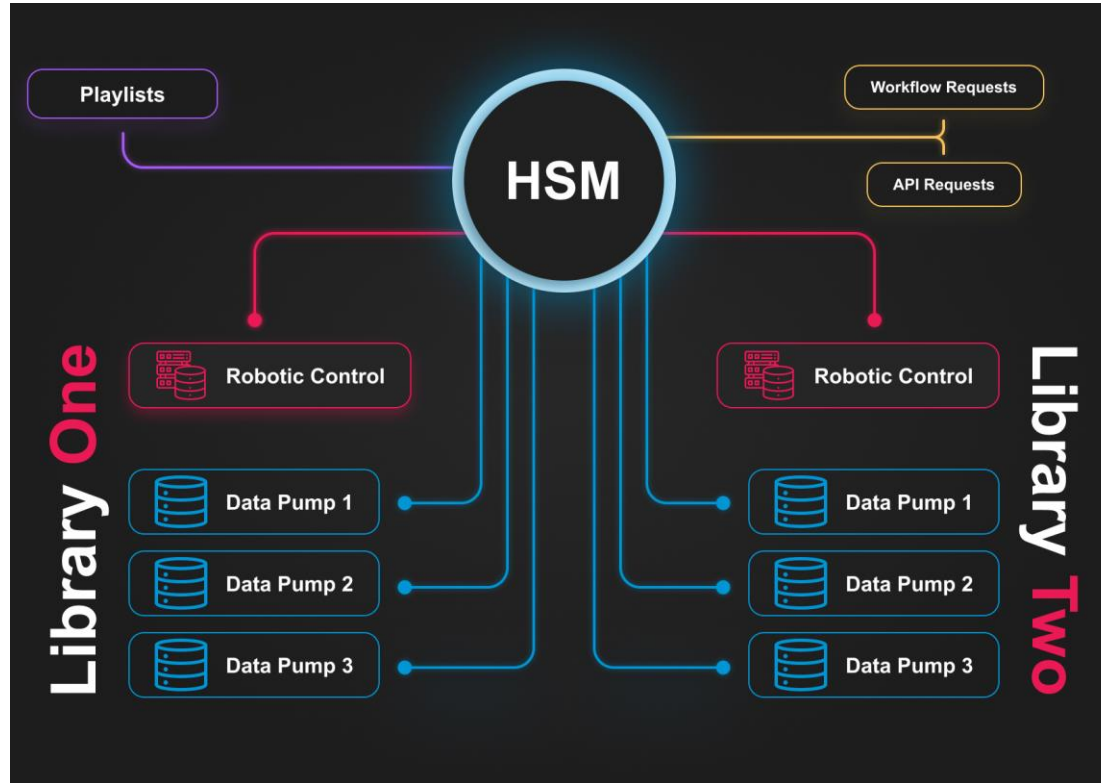
Space aggregation

Lan and Wan transfer

- FTP Active
- FTP Passive
- FTP Server to Server
- NTFS-NFS
- UDP file transfer

All those features allow you to use standard IT storage instead of special solutions

HSM Archive



Etere Cloud HSM

- Optimized for broadcast use, archives long term media and restores as fast as it's possible
- Each drive can be assigned as R/W according to timeslots in the day and the week.
- Online and offline tape management
- SMPTE 2034 archive format for long life
- LTFS format as a free option
- Background defragmentation
- Dynamic media pools
- Integrated tape migration
- Touch function to test file integrity periodically
- Conforming to Open Archival Information System (or OAIS) procedures

Etere Player



Etere Player Uses

- High performance software based player
- Broadcast J&S
- Low res player
- High-Res player
- External monitor for Quality will not be resized
- This function is developed to check the result of QC system

Some Etere Player Uses

- **File-Based Ingest**
 - Monitor and trim the file immediately after ingest
- **Schedule Preview**
 - Preview the file that will be onair
- **QC checking**
 - After a QC report check preview the video from PC
- **Audio Monitoring**
 - Check audio tracks content
- **Check Aspect Ratio**

Etere Player on Asset

The screenshot displays the Etere Player interface for an asset named 'ZOO LANDER'. The interface is divided into several sections:

- Left Sidebar:** Contains navigation links for Home page, Agenda, Schedule, Media Library, Collection, Shopping Cart, System, Memory, Air Sales, Tapeless, BMS, Reports, Manage, Scheduled Ingest, Ingest list, User messages, and Dashboard.
- Top Bar:** Shows the asset ID (8836), Type (TV), Code (8836), Title (ZOO LANDER), Episode 1, and Version 1.
- Metadata Section:** Includes tabs for Metadata, Upload / link, Media data, Annotations, T-Workflow, Relationship, Operations, Virtual documents, Stations, Task, and Stories. The Metadata tab is active, showing fields for Physical Start, Physical End, Physical duration, SOM, EOM, Duration, and Sched. Duration.
- Preview Window:** Displays a video frame with a man in a white sweater. The subtitle 'He joins the game' is visible. The video player controls show a progress bar at 00:32:14:08 and a volume icon.
- Audio Tracks:** A section for managing audio tracks, currently showing 'AUDIO' and 'SUBS'.
- Multilanguage Subtitles:** A section for managing subtitles, currently showing 'SUBS'.
- Segments:** A list of segments with columns for Edit, Delete, Start, End, Duration, and Type. The segments are numbered 1 through 9.
- Cue sheets:** A section for managing cue sheets, currently showing 'CUE'.

Blue lines connect the labels at the bottom to their corresponding sections in the interface:

- Preview** points to the video preview window.
- Audio Tracks** points to the 'AUDIO' tab in the Audio Tracks section.
- Multilanguage Subtitles** points to the 'SUBS' tab in the Multilanguage Subtitles section.
- Segments** points to the list of segments in the Segments section.
- Cue sheets** points to the 'CUE' tab in the Cue sheets section.

File-Based Operation

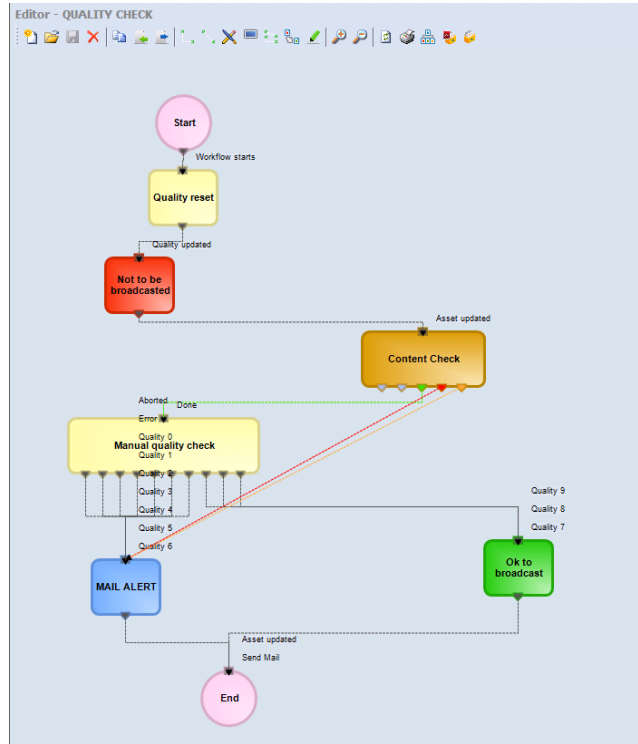


Quality Control

- Etere provide two solutions for QC
- Etere CMS provide a fast, inexpensive system to check your video & audio
 - Freeze video
 - Black video
 - No Audio
 - Out of phase audio
 - Over peak audio
 - Loudness control ITU 1770-1
- All can be performed faster than real-time from 8x to 100x using standard hardware
- Etere Advanced QC complete QC control
 - Multi thread up to 4 files at the same time in the same licence
 - Load balancing
 - Integrated WF

Full Workflow Driven

WF – Automatic Content Check



Loudness as Metadata

The screenshot displays the Etere CMS interface for an asset named 'Peaky BlindersS03-0004'. The left sidebar contains navigation links: Home page, Agenda, Schedule, Media Library, Collection, Shipping Cart, System, Memory, Air Sales, Tapeless, RMS, Nundo, Reports, Manage, Scheduled ingest, Ingest list, and User messages. The main content area is divided into a metadata table and a right-hand panel. The metadata table includes fields for Asset status (Valid), Audio peak frame (43), Audio peak level (54), Audio wave clipping count (4), CMS execution date (07/07/2020 00:00:00), CMS source codec (9620), Loudness (50), and Original source (Ingest). The right-hand panel shows a dropdown menu for 'Original source' with a list of ingest options: No item selected, Ingest, File transfer, Tapeless reception, Asset form, UDP transfer, Transcoding, External archive system, NLE transfer, Conforming, ActiveSync, Import, HCM recatalogue, Memory, and Unknown. A blue box labeled 'Loudness' points to the 'Loudness' field in the metadata table.

Field	Value
Asset status	Valid
Audio peak frame	43
Audio peak level	54
Audio wave clipping count	4
CMS execution date	07/07/2020 00:00:00
CMS source codec	9620
Loudness	50
Original source	Ingest

Original source dropdown options:

- No item selected
- Ingest
- File transfer
- Tapeless reception
- Asset form
- UDP transfer
- Transcoding
- External archive system
- NLE transfer
- Conforming
- ActiveSync
- Import
- HCM recatalogue
- Memory
- Unknown

QC Status

The screenshot displays the PAM Media Library interface. On the left, the 'Properties' tab is active, showing details for 'MXF MPEG2 I/P 422 50 Mb HD'. Below this, a table lists segments with columns for 'Thru...', 'SOM', 'EOM', 'Offset', 'Duration', 'Description', 'Type', and 'Linked Asset'.

Thru...	SOM	EOM	Offset	Duration	Description	Type	Linked Asset
1	00:00:30.00	00:00:30.00	00:00:30.00	00:00:00.01	Scene Change		
2	00:00:31.00	00:00:31.01	00:00:31.00	00:00:00.02	Video Freeze		
3	00:00:45.00	00:00:45.01	00:00:13.24	00:00:00.02	Video Freeze 2		
4	00:01:00.00	00:01:00.00	00:00:14.24	00:00:00.01	Scene Change 2		

On the right, the 'Media List' tab shows a grid of media assets. Below this, a large video player displays a soccer match. At the bottom, a timeline shows the current position at 00:00:05.00, with a 'Position' of 125 and a 'Shot' of 117.

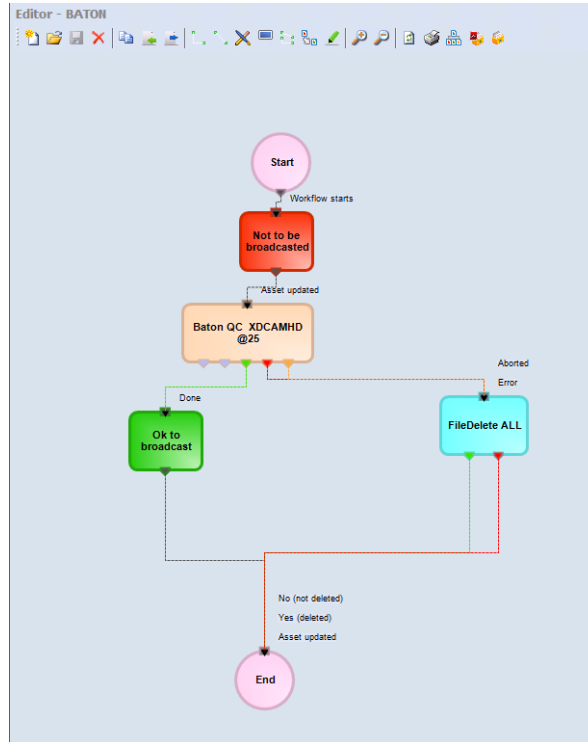
Two blue callout boxes are overlaid on the interface:

- Fast point to video** (pointing to the video player)
- QC results and timecode** (pointing to the segment table)

Using External QC

- Etere is integrated with any file base QC in the market as:
 - Cerify
 - Baton
 - Digimetrix
 - QScan
- The QC Gui is no needed everything is controlled by Etere Workflow

QC Workflow



Detailed QC Results



Etere report from project: New Test

Progress(%):	100 %
Created:	03/03/16 14:53:38
Modified:	03/03/16 14:57:42
Report date:	03/03/16 15:05:11

Total files:	3
Analyzing:	0
Completed:	3
Paused/Blocked:	0



Analysis thresholds

Warning	Blackness greater than 81
Warning	Interlacing Artifacts greater than 61
Warning	Freeze greater than 81
Critical	Blockiness greater than 71
Warning	Luminance Line Errors greater than 41
Warning	Chrominance Line Errors greater than 41
Warning	Level less than -20 dBFS
Warning	Clipping is detected
Critical	Mute is detected
Critical	Loudness 1 out of -25 LUFS/LKFS and -23.1 LUFS/LKFS

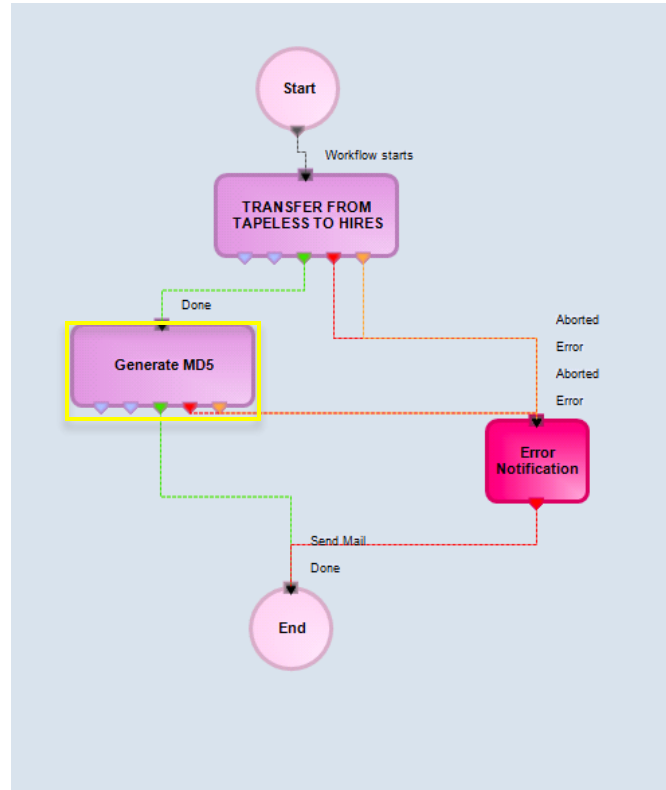
Thumbnail	Name	Container Format	Filesize	Logging	Warning	Critical	Progress	Status
	BRAVE.mxf	mxf	1049 MB	640	35	16	100 (5/9)	analyzed
	Frankenweenie.mxf	mxf	682 MB	293	41	20	100 (5/9)	analyzed
	argo.mof	mxf	1045 MB	515	49	14	100 (5/9)	analyzed

MD5 Signature

How to Sign a File



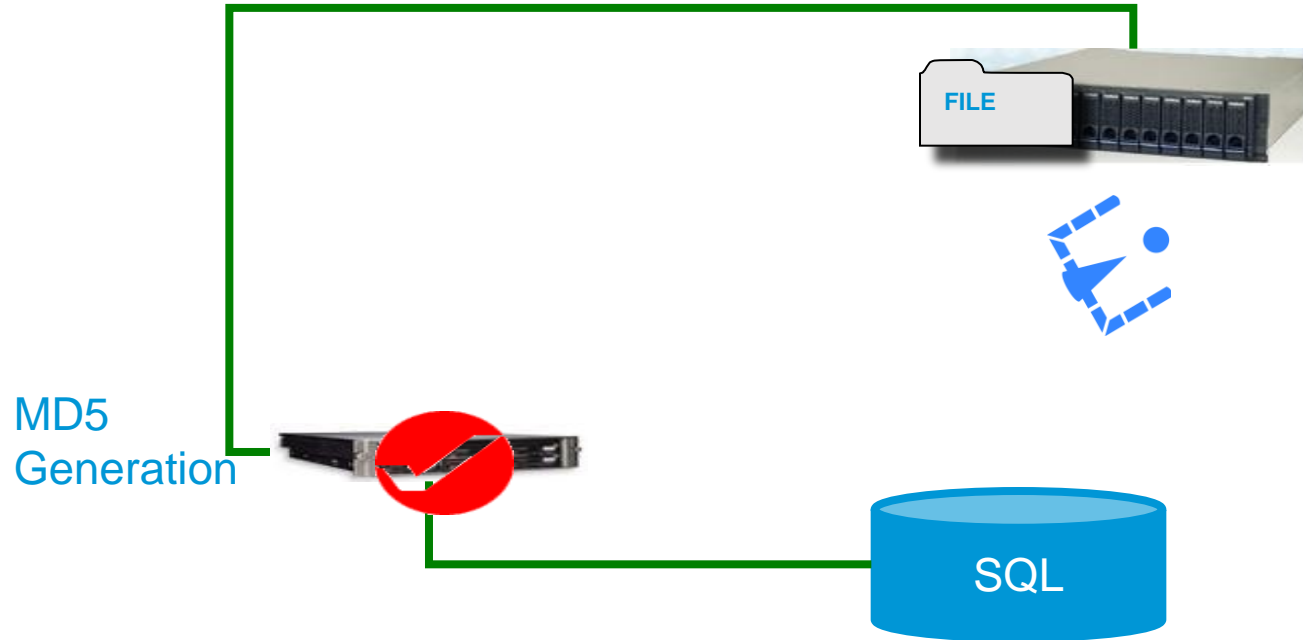
Typical Workflow Processes



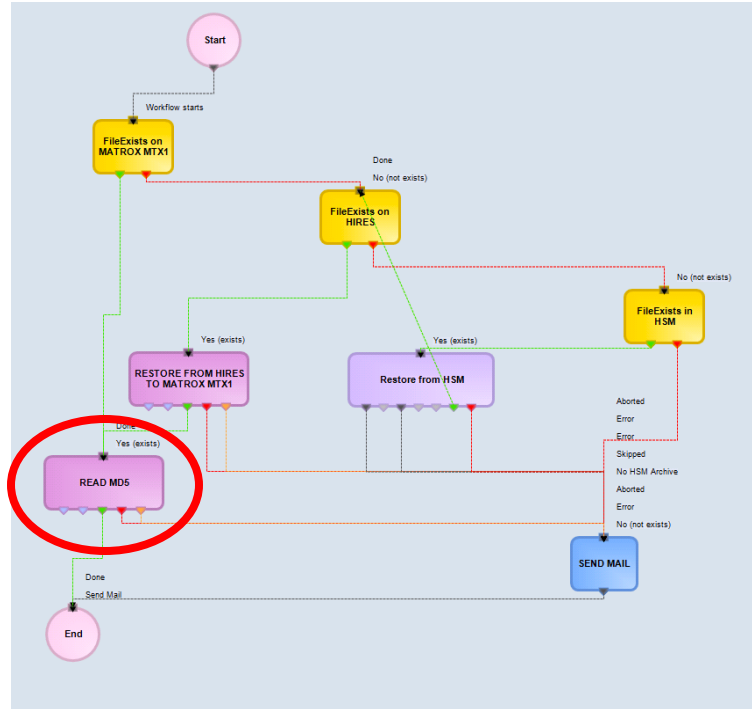
MD5

- MD5 is used to assure that the file does not change
 - After moving
 - After archive retrieve
 - After moving on WAN
- With MD5 you are sure that the content is exactly the same and the wrapper has no errors

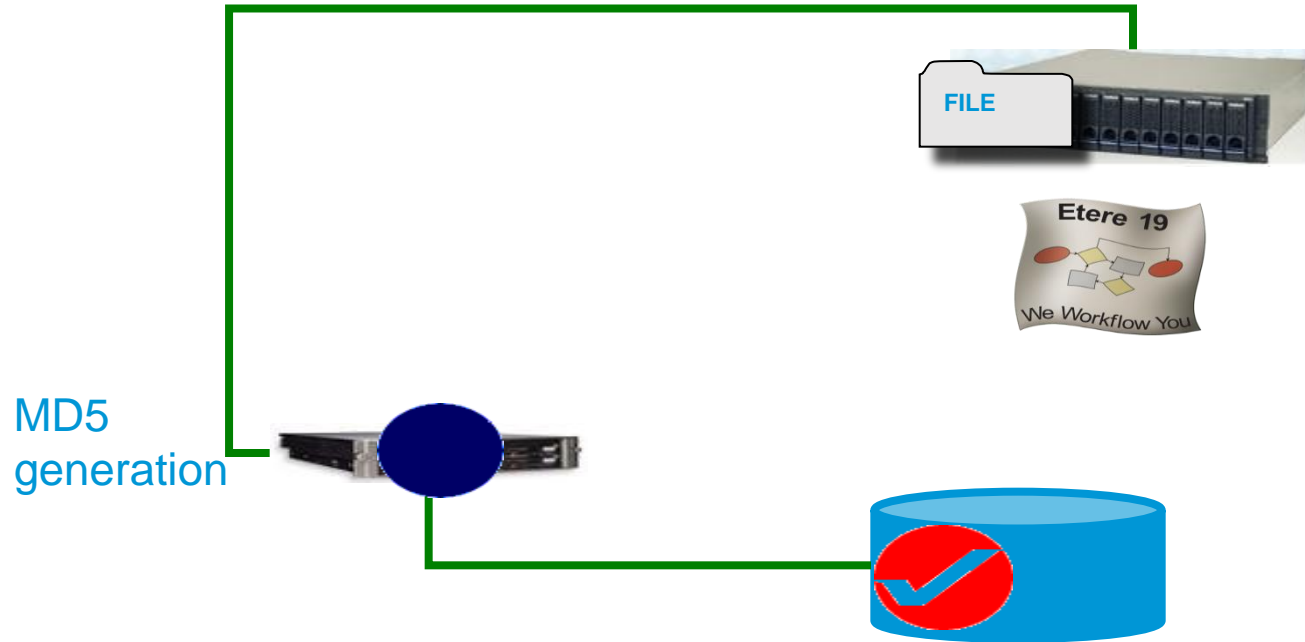
MD5 Generate



MD5 Controls



MD5 Controls



Files with MD5 Signature

The screenshot displays the Etere Asset Management System interface. On the left is a sidebar with navigation options: Home page, Agenda, Schedule, Media Library, Collection, Shopping Cart, System, Memory, Air Sales, Tapeless, BMS, Reports, Manage, Scheduled Ingest, Ingest list, User messages, and Dashboard. The main area is titled 'Asset' and shows a list of assets on the left and a detailed view on the right. The asset list includes columns for Name, ID, and Actions. The detailed view on the right shows the following information:

- Name:** 8036
- Code:** 8036
- Cloud Device Code:** ARCHIVE
- SOM / Duration:** 00:59:59.00
- Files:** A section with a 'Save' button and a list of file details.

The 'Files' section details include:

- Physical Path Name:** C:\demo_archive\8036
- Physical File Name:** 8036.srv
- Original Path Name:** [Empty]
- Original File Name:** ZOOGLANDER.srv
- Size:** 852,40 MB
- Modification time:** 27/05/2020 10:26:50
- MD5 Checksum:** [Green checkmark]
- Deadlines:** [Empty]

A blue arrow points from the 'MD5 Checksum' label in the bottom right corner to the green checkmark in the 'MD5 Checksum' field of the 'Files' section.

MD5
Checksum

Other Video Operations

- Time code imprint
- Subtitle/CC imprint
- Titling
- Metadata transport/conversion
- Line 21/CC conversion
- Watermarking
- Logo insertion
- Aspect ratio conversion
- SD/HD conversion
- Cropping

SUBTITLING



Import/Export

Subtitle Creation

Subtitle Timeline

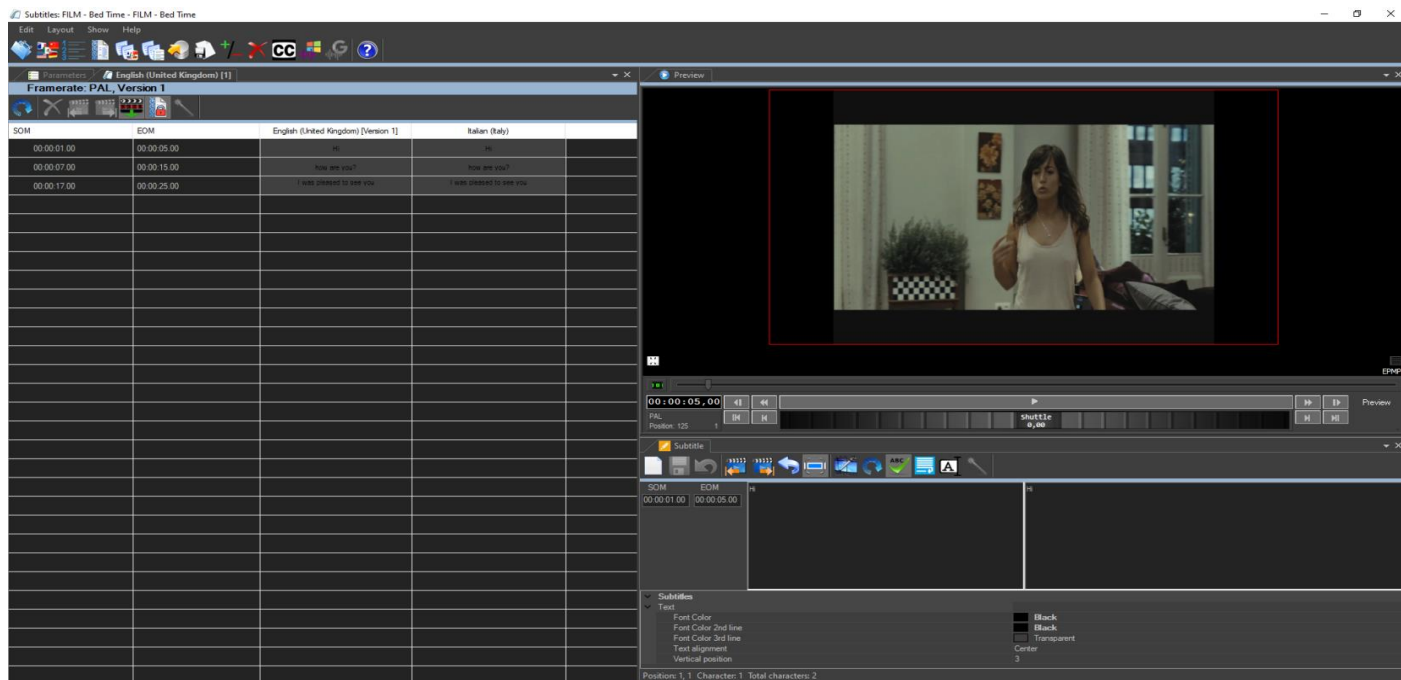
Controls

SOM	EOM	Text
00:11:21.20	00:11:22.24	(insieme) "Shi".
00:11:23.01	00:11:25.03	<"No" si dice "po shi".
00:11:25.05	00:11:26.18	(insieme) "Po shi"
00:11:26.20	00:11:30.23	Qui le cose vanno come nel resto del mondo.
00:11:31.00	00:11:34.08	Tutto ha un prezzo. Quando tirate fuori i soldi...
00:11:34.10	00:11:36.18	...e non pensate di avere comproni gratuiti.
00:11:37.01	00:11:38.16	(insieme) Sissignore!
00:11:38.18	00:11:42.15	RIDONO
00:12:14.03	00:12:16.01	Compagnia, alti!
00:12:34.07	00:12:35.17	Gli diamo addosso, Maggiore?
00:12:38.15	00:12:40.02	Voi non vi muovete.
00:12:41.16	00:12:43.06	- Murphy, - «Comandi.
00:12:47.24	00:12:49.08	<Get-arm!
00:13:18.17	00:13:19.23	(in cinese) Buongiorno.
00:13:23.02	00:13:26.09	Dì al Capo Boxer che voglio fare un affare con lui.
00:13:27.04	00:13:28.16	Voglio comprare quel vecchio.
00:13:28.24	00:13:31.00	Ma è un inglese. Ti sei accorto.
00:13:32.02	00:13:33.04	Venti dollari.
00:13:40.24	00:13:43.04	PARLANO CINESE
00:13:43.07	00:13:47.08	Teng-Ju, digli che faccio l'affare solo se è vivo.
00:13:48.13	00:13:49.22	Se è morto, niente.
00:13:51.21	00:13:55.07	PARLA CINESE Quaranta dollari.
00:13:57.22	00:13:58.24	D'accordo.
00:14:05.16	00:14:06.16	E' morto.
00:14:11.00	00:14:12.20	<Ma dice che devi pagare lo stesso.
00:14:12.22	00:14:14.14	...perché ha rovinato la cerimonia.
00:14:15.12	00:14:17.16	- Niente da fare - Venti dollari?
00:14:19.18	00:14:20.22	<CARICA IL FUCILE
00:14:22.09	00:14:23.10	SPARO

File Based Subtitling

- Using only file based procedures, Etere workflow is able to insert subtitling in Video Vanc or VBI
- Single
- Multilanguage
- Also subtitles can be inserted on the video

Multilanguage Subtitling



Editing



Adobe Premiere Pro

My Tasks Search Send to Etere Settings Rundown Log Out Preview

The screenshot shows the Adobe Premiere Pro interface with several annotations pointing to specific features:

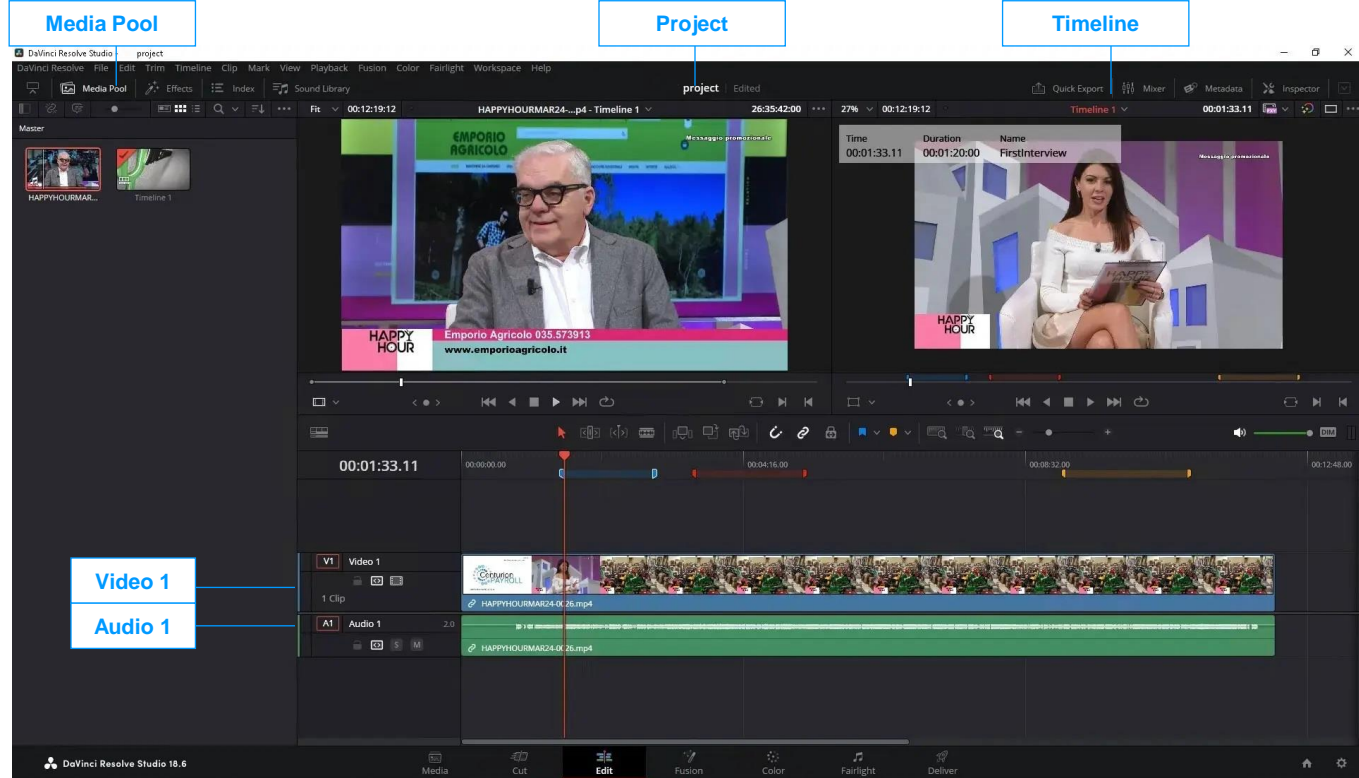
- My Tasks**: Points to the 'My tasks' button in the top navigation bar.
- Search**: Points to the 'Search' button in the top navigation bar.
- Send to Etere**: Points to the 'Send sequence file to ETERE' button in the bottom right of the 'My tasks' panel.
- Settings**: Points to the 'Settings' button in the top navigation bar.
- Rundown**: Points to the 'Rundown' button in the top navigation bar.
- Log Out**: Points to the 'Log Out' button in the top navigation bar.
- Preview**: Points to the 'Preview' button in the top navigation bar.

The interface includes a top menu bar (File, Edit, Clip, Sequence, Marker, Title, Window, Help), a top toolbar (Source, Effect Controls, Effects, Audio Clip Mixer, Etere panel, Audio, Color, Effects, Titles, Libraries, All Panels, Metadata), and a main workspace with a video preview window, a timeline, and a multi-track editor. The 'My tasks' panel on the left shows a search bar with '78' and a table of tasks.

Status	Icon	Text	Description
		Duration: 00:00:00.01 Type Asset	78 - markers yeah

Send sequence file to ETERE

Blackmagic DaVinci Resolve



Etere MAM-NLE Integration for Adobe

- Content delivery based on login authentication
- Search for Etere MAM segments
- Manage up to five different statuses for segments
- Insert an Etere MAM segment into an Adobe Premiere Pro sequence
- Conform an Adobe Premiere Pro sequence and upload it in Etere MAM
- Adobe Web Application (html5-based application) allows access of Etere MAM system through the Etere extension panel for Adobe Premiere Pro

HTML5 Editing



Edit Low-Res on HTML5

- Collaborate and edit media files remotely from an HTML5 interface
- Manage all your content from any location and any smart device connected to the internet
- Multiple users can access and edit files in the media library concurrently
- Edited files can be accessed without rendering in Etere Playout or exporting as a new file using the Etere T-Workflow
- A new generation of media management tools to meet the challenges of today's remote working environments

Edit Low-Res on HTML5

Search

Etere Memory cutting

test Search...

TESTFEDMP4HD25 (00:00:07.11) ▶ □

4436 (00:00:40.15) ▶ □

4670 (01:13:41.22) ▶ □

BubbleGuppies_301 (00:28:03.17) ▶ □

nickelodeon
BUBBLE GUPPIES

4436 (MPEG-4) 00:00:30:00 00:00:50:00 Save


BubbleGuppies_301 (MPEG-4) 00:00:00:00 - 00:00:30:00
4436 (MPEG-4) 00:00:30:00 - 00:00:50:00

00:00:00:00 00:00:05:00 00:00:10:00 00:00:15:00 00:00:20:00 00:00:25:00 00:00:30:00 00:00:35:00 00:00:40:00 00:00:45:00 00:00:50:00 00:00:55:00

BubbleGuppies_301
BubbleGuppies_301 (MPEG-4)

4436
4436 (MPEG-4)

© 2022 - Etereweb



User Permissions



User Rights Management

- Etere has a complete rights management system
- Each user can be profiled, and can have different rights according to station and functions
- User can be grouped for an easy management
- Groups and users can be Active/directory integrated

User Rights

Web rights

General settings

Schedule options

Search options

Memory options

Upload options

Watermark player

Widgets

Login report

User rights

User statistics

ETX-M Converter

Memory

Ingest

Workflow instance rights

Workflow action rights

Web rights

- ✓ Creative Area/Creation of new asset
- ✓ Creative Area/View asset
- ✓ EPS
- ✓ EtereWebAssets insertion and modification
- ✓ EtereWebCommercial Files
- ✓ EtereWebIngest List with template
- ✓ EtereWebmedia library/bundle
- ✓ EtereWebmedia library/general data/metadata
- ✓ EtereWebmedia library/general data/lightning
- ✓ EtereWebmedia library/media
- ✓ EtereWebmedia library/operations
- ✓ EtereWebmedia library/Workflow
- ✓ EtereWebModify asset
- ✓ EtereWebPlay
- ✓ EtereWebSales proposal change class color
- ✓ EtereWebSales proposal change percentage
- ✓ EtereWebSCAccess
- ✓ EtereWebSCDelete
- ✓ EtereWebSCSave
- ✓ EtereWebSCView_active
- ✓ EtereWebSCView_logs
- ✓ EtereWebSearch grid operations
- ✓ EtereWebSIAE
- ✓ EtereWebTape Search
- ✓ EtereWeb/new asset
- ✓ HSM
- ✓ User messages
- ✓ WebASL_CLIENTDATA_VO_EDIT
- ✓ WebMUA
- ✓ Creative Area/Creation of promo schedule
- ✓ Creative Area/View promo status
- ✓ EtereWebAccess to station
- ✓ EtereWebCommercial encoding
- ✓ EtereWebIngest List
- ✓ EtereWebIngest List without rack
- ✓ EtereWebmedia library/general data
- ✓ EtereWebmedia library/general data/metadata
- ✓ EtereWebmedia library/general data/status/data
- ✓ EtereWebmedia library/media data
- ✓ EtereWebmedia library/relations
- ✓ EtereWebmedia library/upload link
- ✓ EtereWebModify menu
- ✓ EtereWebRights
- ✓ EtereWebSales proposal change discount
- ✓ EtereWebSales proposal insertion
- ✓ EtereWebSCAccess
- ✓ EtereWebSCModify
- ✓ EtereWebSCGameAndSubst
- ✓ EtereWebSCView_filed
- ✓ EtereWebSCView_panding
- ✓ EtereWebStatus
- ✓ EtereWebSIMP
- ✓ EtereWebTapeless
- ✓ EtereWeb/new Web Schedule
- ✓ Nutsio Stories
- ✓ Watermark use on EtereWeb Player
- ✓ WebSMS
- ✓ WebRPT
- ✓ Creative Area/Modify asset
- ✓ Dashboard
- ✓ EtereWebSales
- ✓ EtereWebDownload File
- ✓ EtereWebIngest List with rack
- ✓ EtereWebMAM
- ✓ EtereWebmedia library/general data/events
- ✓ EtereWebmedia library/general data/properties
- ✓ EtereWebmedia library/files
- ✓ EtereWebmedia library/metadata
- ✓ EtereWebmedia library/tasks
- ✓ EtereWebMemory
- ✓ EtereWebModify password
- ✓ EtereWebSales Proposal
- ✓ EtereWebSales proposal change extra discount
- ✓ EtereWebSales proposal manual price
- ✓ EtereWebSCCreate
- ✓ EtereWebSCReadat
- ✓ EtereWebSCSuppressionUser
- ✓ EtereWebSCView_promocode
- ✓ EtereWebScheduled Ingest
- ✓ EtereWebShow Extra menu
- ✓ EtereWebSuppression
- ✓ EtereWebT-Workflow operations
- ✓ EtereWebTSCAM
- ✓ System
- ✓ WebAIRLIGHT
- ✓ WebCOLLECTION

Workflow instance rights

- ✓ # Delete Archive
- ✓ # Transcode to H264
- ✓ AFTER WEB TAPELESS
- ✓ ARCHIVE AND QC
- ✓ CMS
- ✓ CONFORMING MXF - H264
- ✓ FILE ACQUISITION V3
- ✓ HSM ARCHIVE VIDEO FROM ORIGINAL
- ✓ LIBRARY QC BATON PROCESS
- ✓ Mastercard for memory
- ✓ Package and Export VOD Only
- ✓ PARTIAL RETRIEVE
- ✓ SC CONFORMING MXF - H264
- ✓ TASK to SIS
- ✓ Validate VOD Metadata
- ✓ XCORE ID
- ✓ # Delete ETX1
- ✓ 2 AV LIBRARY ACQUISITION V3
- ✓ AFTER WEB UPLOAD
- ✓ Archive WF
- ✓ CMS ON ETX1
- ✓ DELETE ASSET
- ✓ FLDSDELETE ON FOR HSM
- ✓ HSM restore
- ✓ MEDIAINFO ON CM
- ✓ NEWS STORY APPROVAL
- ✓ Package HLS VOD
- ✓ RECORDING TASK
- ✓ SC PARTIAL RETRIEVE
- ✓ TASK TO SUPP
- ✓ XCORE H264
- ✓ # Delete Lowfiles
- ✓ ADVANCED QC ON H264
- ✓ AGENDA
- ✓ BATON QC
- ✓ CONFORM VERSION
- ✓ ETX COPY
- ✓ HSM ARCHIVE
- ✓ ICONS REGENERATION
- ✓ MEDIAINFO ON Proxy
- ✓ NOT TO BROADCAST
- ✓ Package HLS VOD MP4
- ✓ REVIEW FILES
- ✓ SC START
- ✓ TASK TO SUPPORTO
- ✓ XCORE H264 MP4

Memory

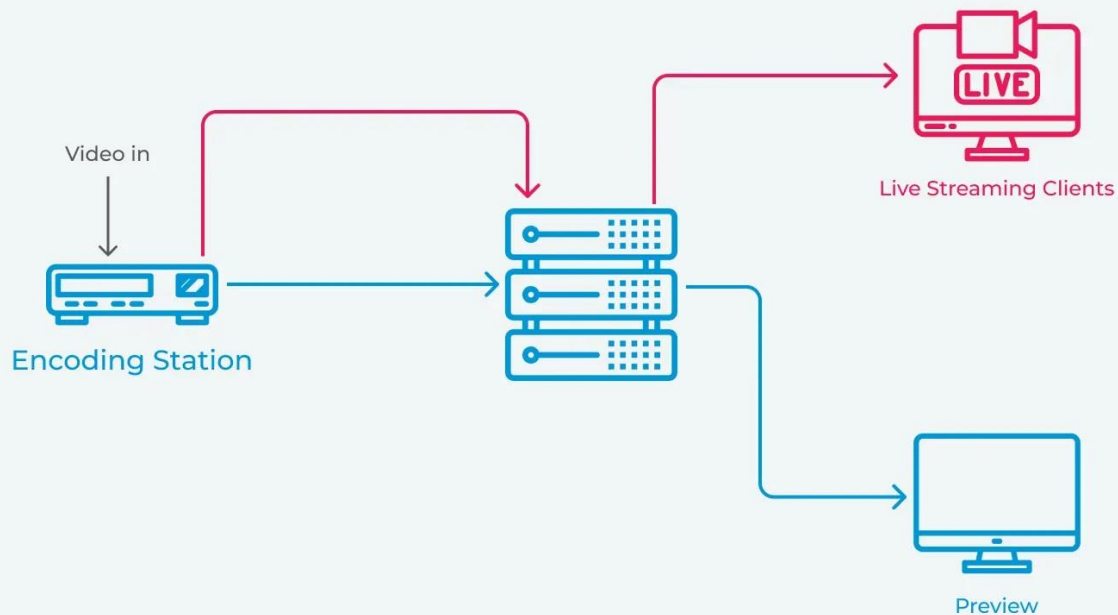


Etere Memory

- Compliance logger that complies with all regulatory requirements
- Edit media files remotely from an HTML5 interface
- HTML5 player for web/desktop browsing and H264 (MPEG-4) compatibility
- Streaming out of content for remote control of video
- Video-On-Demand (VOD) clipping
- Metadata marking to identify and search key video parts
- Automatic detection and SNMP notifications for black and freeze video issues

MEMORY - LIVE STREAMING

Etere
a consistent system



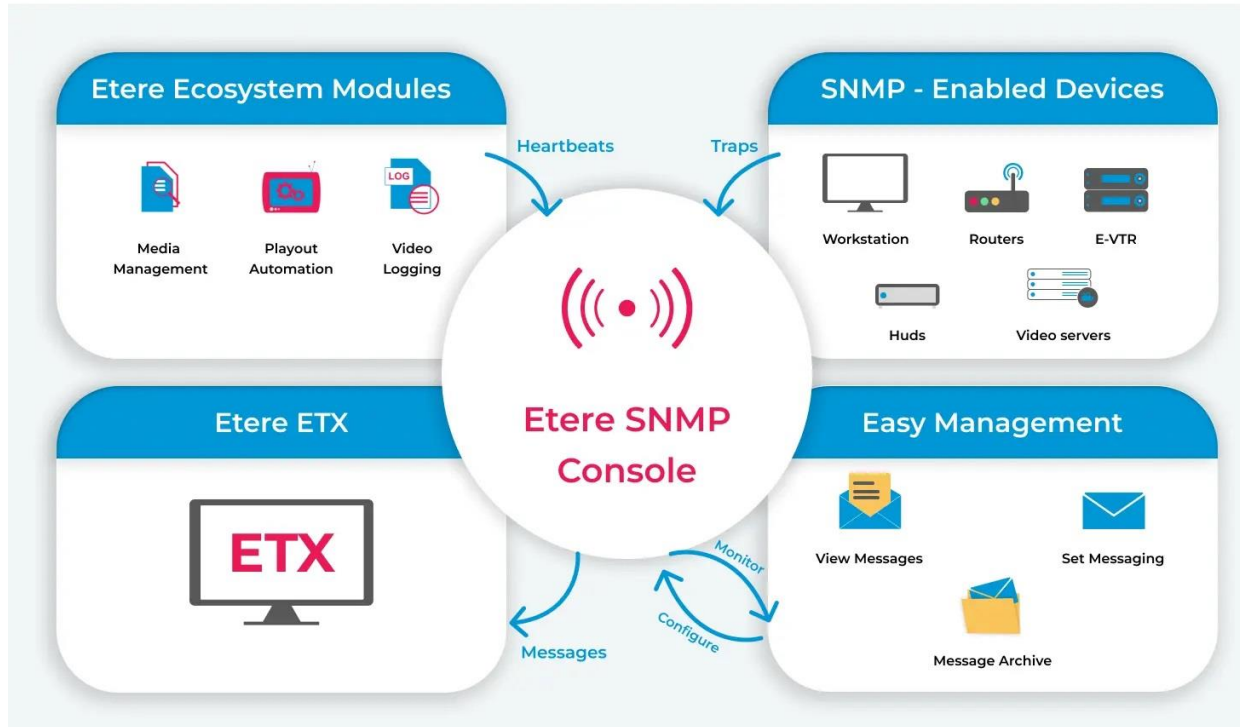
Etere
a consistent system

SNMP Console



CENTRALIZED REAL-TIME SYSTEM MONITORING

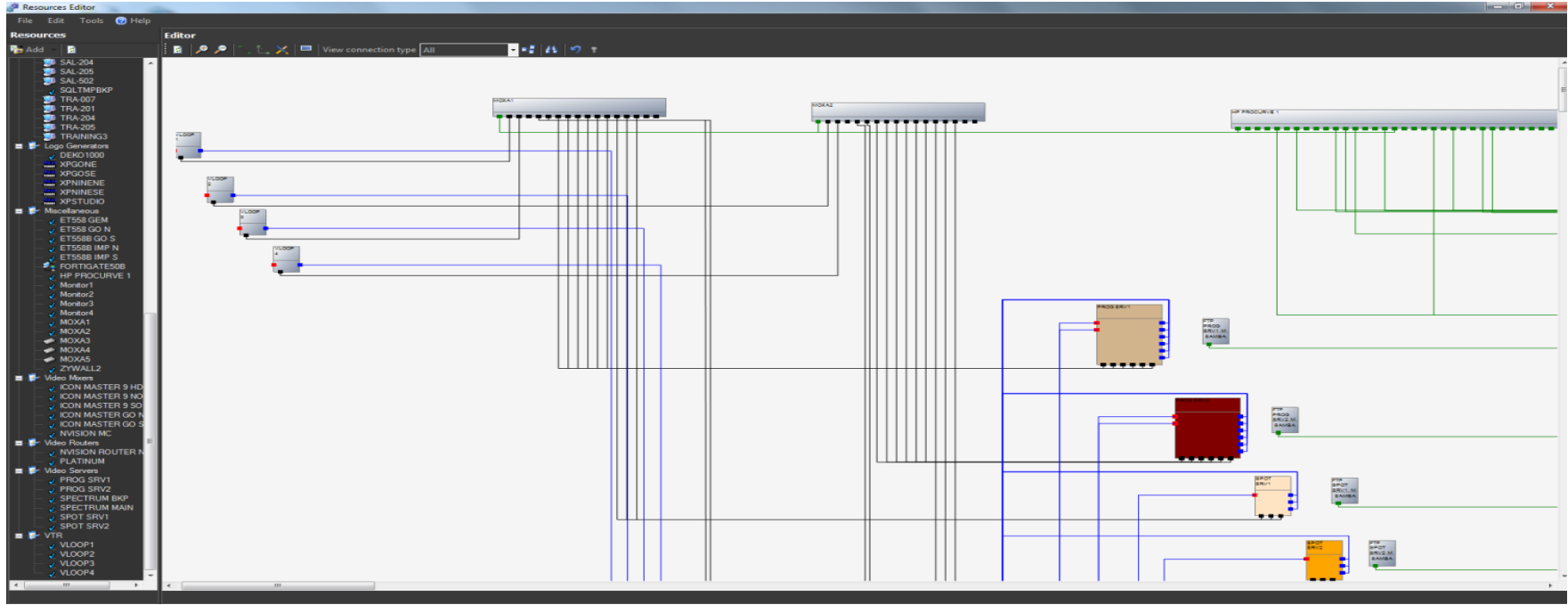
Etere
a consistent system



Graphic Tool

- The SNMP console in Etere has been completely re-designed
- The console is also the Etere graphic configuration tool
- Creating a simple graphic you can describe how the system is connected, and how many objects you have
- Etere console allows to insert Etere devices but also non Etere ones, as network switches, routers, firewalls
- Different connections (SDI, Ethernet, GPI, rs422) have different colours

Graphic Design

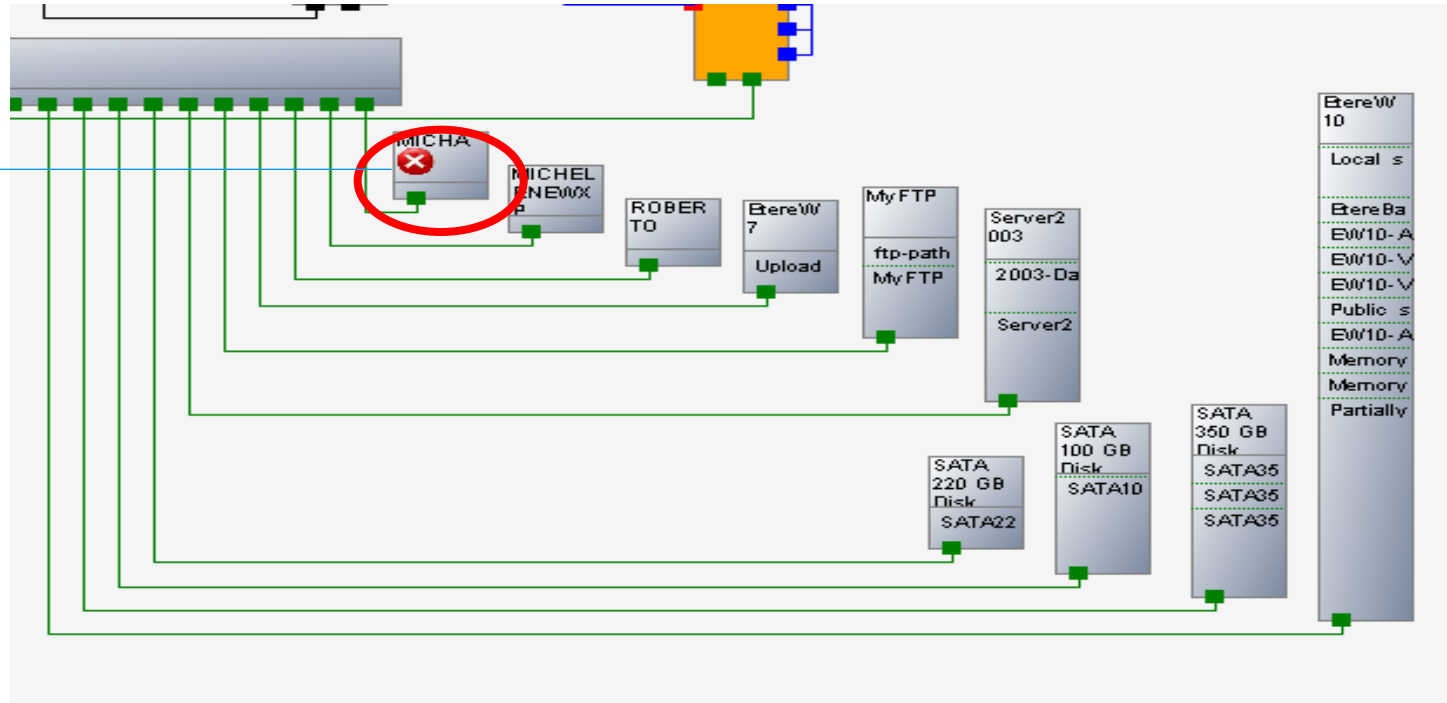


Central Information Repository

- The SNMP console is able to store for every device
- The configuration details (IP, drives, add on boards)
- The SNMP error log
- Your operation log (as VTR heads changed)
- All service manuals using the integrated document management
- The position in the Racks

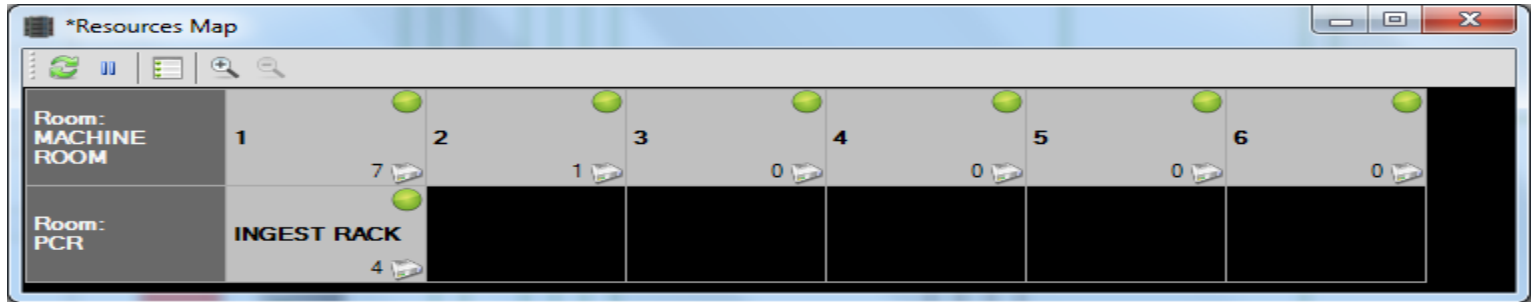
Early Detection on Devices

Error in devices
are automatically
pointed out



Room View

- This room view allows you to see all the station in one single view.
- An error in a room and rack is displayed as red light



Rack Details

*Resources Map

Room: MACHINE ROOM

	1	2	3	4	5	6
24						
23					GSS4	
22	NPort1	LTO LIBRARY	OMN6	MDK2		
21	NETWORK SWITCH				PG4	
20						
19					STORAGE	
18				MDK3		
17						
16	MTX					
15						
14				MDK4		
13						
12	MEMORY					
11	TAPELESS RECEPTL...					
10				MDK5		
9	AUMAIN					
8						
7	AUCLONE					
6	MTX LOGO					
5			HSM1	PREVIEW		
4	MASTER CONTROL		HSM2			
3						
2			ETLIBRARYWS2008			
1						

SNMP Error History

The screenshot displays the Etere Monitoring Console interface. The main window is titled "Monitoring Console" and contains a "Space monitor" section. A pop-up window titled "All SNMP messages - Found(734)" is open, showing a list of error messages. The table below represents the data shown in this window:

Types	Device	Date	Description	Error code	Status
✖	172.031.230.145	28/11/2012 17:05:10	device VS-MTX1 (IP=172.31.230.145) DO ...	25000	Not archived
✖	172.031.230.106	28/11/2012 11:48:56	The application etereau.exe [25620] on MI...	5000	Not archived
✖	172.031.230.106	28/11/2012 10:58:51	The application EtereMM9.exe [2124] on ...	5000	Not archived
✖	172.031.230.106	28/11/2012 10:57:51	The application EtereMM9.exe [2124] on ...	5000	Not archived
✖	172.031.230.106	28/11/2012 10:56:51	The application EtereMM9.exe [2124] on ...	5000	Not archived
✖	172.031.230.106	28/11/2012 10:55:51	The application EtereMM9.exe [2124] on ...	5000	Not archived
✖	172.031.230.106	28/11/2012 10:54:51	The application EtereMM9.exe [2124] on ...	5000	Not archived
✖	172.031.230.106	28/11/2012 10:53:51	The application EtereMM9.exe [2124] on ...	5000	Not archived
✖	172.031.230.079	19/11/2012 17:19:58	Genlock status is <UNLOCKED>Genlock ...	402653186	Not archived
⚠	172.031.230.079	19/11/2012 17:17:56	c3 worker process warningPrivate Bytes ha...	402653186	Not archived
⚠	172.031.230.079	19/11/2012 17:16:54	c2 worker process warningPrivate Bytes ha...	402653186	Not archived
✖	172.031.230.079	19/11/2012 16:19:58	Genlock status is <UNLOCKED>Genlock ...	402653186	Not archived
⚠	172.031.230.079	19/11/2012 16:17:56	c3 worker process warningPrivate Bytes ha...	402653186	Not archived
⚠	172.031.230.079	19/11/2012 16:16:54	c2 worker process warningPrivate Bytes ha...	402653186	Not archived
✖	172.031.230.079	19/11/2012 15:19:58	Genlock status is <UNLOCKED>Genlock ...	402653186	Not archived

The interface also includes a sidebar with navigation options like "File", "View", "Workflow", and "All". The bottom right section shows a table of instances with columns for "Action", "Action status", "Creation date", "Start date", and "Estimated end".

Service Logs

The screenshot displays the Etere Resources Editor interface. On the left, a 'Resources' tree lists various components like Archives, Channels, Store PCs, and IP Routers. The main 'Editor' area shows a network diagram with components like ETX1, ETX2, and ETX3. Overlaid on the editor are three windows:

- Properties ETX1 (2)**: A window showing details for the ETX1 device, including General, PC, and IP addresses.
- Device log operation**: A window showing a log of operations. It includes a table with columns: Date, Description, and User.
- Do.Ma.**: A window showing a log of operations. It includes a table with columns: Date, Description, and User.

The 'Device log operation' window shows the following data:

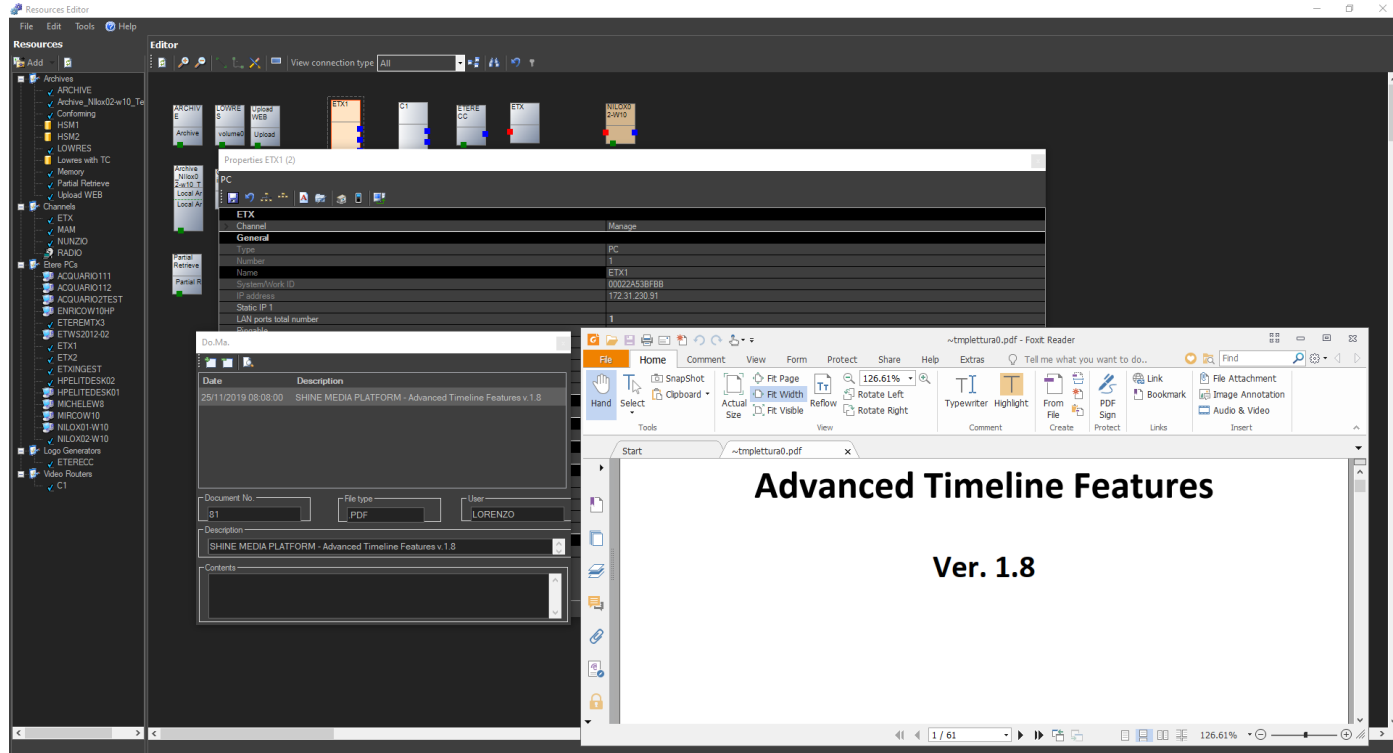
Date	Description	User
25/11/2019 07:48:27	Replace HDD	lorenzo

The 'Do.Ma.' window shows the following data:

Date	Description
25/11/2019 07:50:00	New HDD

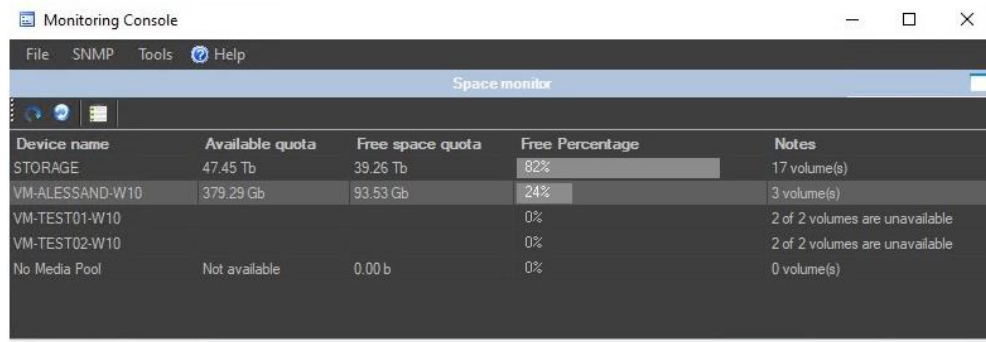
At the bottom of the 'Do.Ma.' window, there are fields for Document No. (80), File type (.PDF), User (LORENZO), and Description (New HDD).

Service Manual



Space Monitor

- The space monitor control cloud and video server
- If a space threshold is reached selected workflows are launched until space go below limit
- Thresholds and workflows configurable



The screenshot shows a window titled "Monitoring Console" with a menu bar (File, SNMP, Tools, Help) and a "Space monitor" tab. Below the tab is a table with the following data:

Device name	Available quota	Free space quota	Free Percentage	Notes
STORAGE	47.45 Tb	39.26 Tb	82%	17 volume(s)
VM-ALESSAND-W10	379.29 Gb	93.53 Gb	24%	3 volume(s)
VM-TEST01-W10			0%	2 of 2 volumes are unavailable
VM-TEST02-W10			0%	2 of 2 volumes are unavailable
No Media Pool	Not available	0.00 b	0%	0 volume(s)

Device Name	Available quota	Free Space Quota	Free Percentage	Notes
-------------	-----------------	------------------	-----------------	-------

Workflow to Generate Low-Res

Asset

Action ▼ ★

ID 8522

Type COM

Code 8522

Title Tap 25

Episode 1

Version 1

Metadata

Upload / link

Import images

Media data

Show images

Annotations

T-Workflow

Relationship

Operations

Virtual documents

Stations

Task

XCODE: H264 - Attach Attach and Start XCODE: H264

ADVANCED QC ON H265
XCODE H265 MP4G2
XCODE SD
SC TRANSICONG
MEDIANFO ON PROXY
DELETE ARCHIVE

Status Workflow complete

Action workflow action

Progress

Start Restart Abort Reset Delete View diagram

Log

date	action	category	status	result	message	worker login name	user
09/08/2020 17:04:26	End	System	Action complete	0		service_broker	
09/08/2020 17:04:26	Content Check	Asset	Done	0	Completed in 00:00:30.633	sia@italy-stere.com	1
09/08/2020 17:04:26	End	System	Action just activated	0			
09/08/2020 17:04:26	End	System	Action just activated	0			
09/08/2020 17:04:26	Content Check	Asset	Placeholder for any-state	0	[E]CmCC.exe Free job end and close sql connection.	sia@italy-stere.com	1
09/08/2020 17:04:26	Content Check	Asset	Placeholder for any-state	0	[E]CmCC.exe Done	sia@italy-stere.com	1
09/08/2020 17:04:26	Content Check	Asset	Placeholder for any-state	0	[E]CmCC.exe CMS file saved	sia@italy-stere.com	1
09/08/2020 17:04:26	Content Check	Asset	Placeholder for any-state	0	[E]CmCC.exe Content Check results saved	sia@italy-stere.com	1
09/08/2020 17:04:23	Content Check	Asset	Placeholder for any-state	0	[E]CmCC.exe SMPTE metadata saved	sia@italy-stere.com	1
09/08/2020 17:04:23	Content Check	Asset	Placeholder for any-state	0	[E]CmCC.exe Stereo channels require correlation < 0.7000? ANTIPHASE = False	sia@italy-stere.com	1
09/08/2020 17:04:23	Content Check	Asset	Placeholder for any-state	0	[E]CmCC.exe Stereo channels positive correlation > 0.9900? MONO = True	sia@italy-stere.com	1
09/08/2020 17:04:23	Content Check	Asset	Placeholder for any-state	0	[E]CmCC.exe Pearson correlation coefficient = 1.0000	sia@italy-stere.com	1
09/08/2020 17:04:23	Content Check	Asset	Placeholder for any-state	0	[E]CmCC.exe Audio wave clipping coast = 0	sia@italy-stere.com	1
09/08/2020 17:04:23	Content Check	Asset	Placeholder for any-state	0	[E]CmCC.exe Audio peak level = -0.32 dB @ frame 470 (00:00:18.20)	sia@italy-stere.com	1
09/08/2020 17:04:22	Content Check	Asset	Placeholder for any-state	0	[E]CmCC.exe Loudness = -10.31 dB	sia@italy-stere.com	1
09/08/2020 17:04:16	Content Check	Asset	Placeholder for any-state	0	[E]CmCC.exe Loudness protocol: ITU-R BS.1770-2	sia@italy-stere.com	1

XCODE: H264

Magnify Parameters Draw route

START

Workflow starts

SET CM ON ETK1

Metafile successfully set

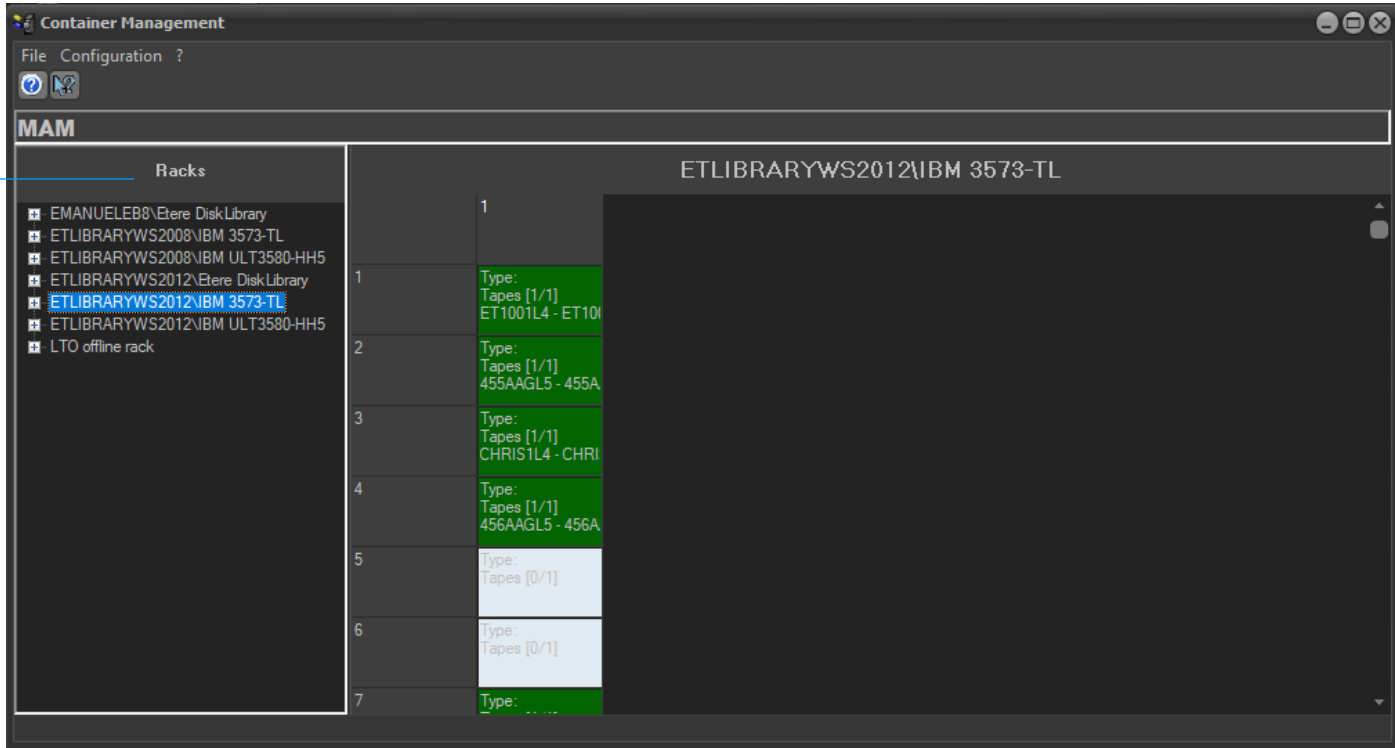
XCODE CM IN H264 ON LOWRES

CONTENT CHECK

END

Web Tape View

Racks



MAM		
Racks	ETLIBRARYWS2012\IBM 3573-TL	
EMANUELEB8\Etere DiskLibrary	1	
ETLIBRARYWS2008\IBM 3573-TL		
ETLIBRARYWS2008\IBM ULT3580-HH5		
ETLIBRARYWS2012\Etere DiskLibrary	1	Type: Tapes [1/1] ET1001L4 - ET100
ETLIBRARYWS2012\IBM 3573-TL	2	Type: Tapes [1/1] 455AAGL5 - 455A
ETLIBRARYWS2012\IBM ULT3580-HH5	3	Type: Tapes [1/1] CHRIS1L4 - CHRIS
LTO offline rack	4	Type: Tapes [1/1] 456AAGL5 - 456A
	5	Type: Tapes [0/1]
	6	Type: Tapes [0/1]
	7	Type:

Thank You

www.etere.com

